


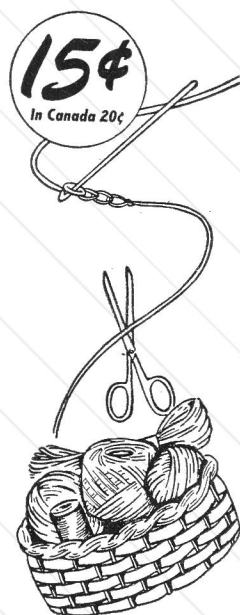
The WORKBASKET

HOME AND NEEDLECRAFT FOR PLEASURE AND PROFIT

VOLUME 16

2982 November 1950

NUMBER 2



Ideas for the Bazaar, the Home, Gifts, Sparetime Money Makers, with Many Articles, Easily Made and Inexpensive, that find a Ready Sale.

I Discovered How To HEAR AGAIN

IN 20 SECONDS

I was in despair when I began to lose my hearing. Then one day—in just 20 seconds—I discovered how to hear again. Thanks to the Beltone Phantomold—a transparent, almost invisible device—NO BUTTON SHOWS IN MY EAR. Discover how you, too, may hear again. Mail coupon today for valuable, new FREE booklet that tells all the facts.



Beltone

MONO-PAC
One-Unit Hearing Aid

Beltone Hearing Aid Co., Dept. 412E
1450 W. 19th St., Chicago 8, Ill.



**MAIL THIS
COUPON**

Today!

Beltone Hearing Aid Company, Dept. 412E
1450 West 19th Street, Chicago 8, Ill.

Please send me in a plain wrapper, without obligation,
FREE booklet that tells how to overcome hearing loss
without a button showing in the ear.

Name

Address

Town.....State.....

Artistic Two-Tone Vanity Set and Scarf

Shown on front cover

Daisy Mercerized Crochet Thread, size 10, in cream and ecru was used to make this vanity set and dresser scarf; use a number 8 crochet hook. The center or larger piece of the vanity set measures 13 x 17½ inches (6 medallions), the side piece 13 inches square (4 medallions), the scarf about 13 x 45 inches (18 medallions). Numerous other household articles such as a bedspread, a luncheon set, or tablecloth can be made from this pattern; use weight of thread and size of hook to correspond. Each square medallion measures about 4½ inches.

Abbreviations: Ch (chain); st (stitch); sl st (slip stitch); sk (skip); lps (loops); sc (single crochet); hdc (half double crochet)—thread over as for a dc, insert hook in st and pull lp through (3 lps on hook), thread over and pull through all lps on hook; dc (double crochet); tr (treble)—thread over twice and work off 2 lps at a time; dtr (double treble)—thread over 3 times and work off 2 lps at a time; p (picot).

MEDALLION—In cream, ch 5, sl st in first st to form a ring.

Rnd 1: Ch 15 (count as a tr and ch 11), * sc in second st from hook, hdc, 2 dc, 2 tr, 4 dtr worked in each of next 9 sts on foundation ch, tr in ring, ch 11, repeat from * around. After the fourth petal is completed, join with sl st to 4th st of first ch 15.

Rnd 2: * Work 10 sc up to point of

petal, ch 1, sc in same st as last sc, work sc down the other side of petal (10 sc in all); repeat from * around. Join with sl st to beginning, fasten and cut thread.

Rnd 3: Join ecru in 4th st from point of any petal, ch 9 (count as a dc and ch 6), * sk 1 st of petal and dc in next st, ch 8, sk 1 st, dc in next st, ch 6, sk 1 st, dc in next st, ch 9, make a dc in 4th st from point of next petal, ch 6, repeat from * around. Join last ch 9 with sl st to third st of first ch 9.

Rnd 4: Sl st in first 3 sts, ch 1, sc in same place, * ch 3, sk 2 sts of next ch and make a dc in third st, ch 6, dc in next st, ch 8, dc in next st, ch 6, dc in next st, ch 3, a sc at center of next ch lp, ch 4, sk first st of the ch 9 and make dc in each of next 7 sts, ch 4, sc at center of next ch lp; repeat from *. Instead of the last ch 4, make a ch 2 and dc in the sc at beginning of rnd.

Rnd 5: Ch 6 (counts as a dc and ch 3), * make a dc at center of next ch lp, ch 6, sk first 2 sts of next ch and dc in third st, (ch 6, dc in next st) 3 times, ch 6, dc at center of next ch lp, ch 3, sk first st of the ch-4 and dc in each of next 13 sts, ch 3; repeat from * around, ending rnd with a sl st in third ch of ch 6 first made. Join and fasten thread.

Rnd 6: Join cream where thread was just fastened off, * 3 sc over the ch 3, (4 sc, ch 5, 4 sc) over each of the

The WORKBASKET is published monthly by Modern Handcraft, Inc., 2401 Burlington, Kansas City 16, Missouri. Entered as second class matter February 6, 1948, at the Post Office at Kansas City, Missouri, under the act of March 3, 1879. Annual subscription rate \$1.50 in United States and its possessions; \$2.50 in Canada. One month advance notice is required for change of subscription address. Both old and new address must be given and request marked for Circulation Department. Printed in U.S.A. Copyright 1950 by Modern Handcraft, Inc.

next 2 ch lps, 4 sc over the third ch lp, ch 14 for a large lp, 4 sc in same lp, (4 sc, ch 5, 4 sc) over each of next 2 chs, 3 sc over ch 3, sc in each dc, repeat from * around.

Each medallion has 3 large lps and 1 smaller lp. The large lps are made of ch 14 and the smaller lp of ch 10. In the small pieces of vanity set the large lps come at the outside while the smaller one is the joining lp at the center. In the scarf the small lps run all the way through the center. It must be remembered that all lps which come at the center be made of ch 10 and all outside lps of ch 11.

Joining of Medallions—This is done while working the last (6th) rnd, in the following manner: Having worked along to corner of medallion, you are ready to make the ch-14 lp, ch 10, and join to 5th st of corresponding ch 14 lp of preceding medallion, then ch 4 to finish this ch 14 lp, make the usual 4 sc over same ch, 4 sc over next ch, ch 1, join to p of preceding medal-

lion, ch 1 and finish as for making a p, 4 sc over same ch (of same joining medallion), 4 sc over next ch, then ch 3 and join to next p, ch 3 and complete p, 4 sc over same ch, 3 sc over the ch 3, sc in first dc.

Make the connecting petal as follows: * ch 10, join to corresponding sc of preceding medallion, working back on this long ch, make 1 sc, hdc, 2 dc, 3 tr, 2 dc, sc in last st at base of petal, sc in each of next 6 dcs; repeat from * making 3 petals in all. When you get to the first p after last petal, ch 3, join to corresponding p, ch 3, and complete p. At the next p, ch 1, join to corresponding p, ch 1, complete p. In joining the center ch 10 lps proceed thus: ch 3, join to 4th st of the ch lp of preceding medallion, then ch 7 to complete the ch 10 lp of medallion in work.

There is a slight difference in the number of sts in the side and corner scallops, therefore directions will be given for both.

Side Scallops—Rnd 1: Join cream thread in sc above the first of the 13 dc group, sc in each of next 13 sc, ch 5, sc in first p, ch 5, tr in next p, ch 14, sk 2 sts of ch 14 lp on medallion, sc in third st, turn work when necessary. Work scallop petals the same as connecting petals. For the second and third petal, ch 16, sk 1 st of lp and sc in next. Ch 18, sk first 3 sts of next ch 14 lp, sc in 4th st—make petals same as before. Work each of the next 2 petals on a ch 16. After last (6th) petal, ch 3, tr in first p, ch 5, sc in next p, ch 5, sc in each of next 13 sc. You are now ready to make the corner scallop.

Corner Scallop—After the last sc, ch 5, dc in first p, ch 5, tr in next p. For the first 3 petals ch 17, ch 18 for 4th petal, ch 17 for 5th and 6th. After the 6th petal, ch 5, and proceed as at

AMAZING DOUBLE DUTY SHOPPING BAG



LIKE MAGIC, this handy handsome shopping bag **zips open** instantly from regular size for carrying small articles to big, roomy size for big bundles. Unique Double Duty design astrophishes everyone. Makes shopping a pleasure. Saves money. Saves time. Ends drudgery. Housewives are wild about it! Lightning seller!

SAMPLES FOR TRIAL
Sample offer sent immediately to all who send name at once. A penny postal will do. **SEND NO MONEY—just your name.**
KRISTEE PRODUCTS CO., 1653 Kristee Bldg., Akron, Ohio

BABY SHOES PRESERVED
and **PERSONALIZED ON a Beautiful, Modern 8 x 10 PICTURE FRAME**



Here's thrilling news for mothers. Now preserve baby's precious shoes forever—together with favorite photo—on a big, beautiful modern-design picture frame that's personalized with baby's first name **engraved in gold.** Shoes preserved in their natural shape in metallic, bronze-like finish. Sturdy frame trimmed with brush gold. Complete with 8-16 inch crystal plate-glass for photo.

\$5.95 • SEND NO MONEY! Just send shoes and first name of baby. Pay post-man only \$5.95 plus postage on delivery... Satisfaction guaranteed.
DURAMIC PRODUCTS, 1493 Clybourn, Dept. D-22 Chicago, Ill.

other side of scallop. Continue around piece in this manner.

Rnd 2: Side scallop—Sl st in first 3 sts, ch 1, sc in each of next 7 scs, ch 3, dc at center of first ch, ch 7, dc at center of next ch, ch 7, sc in top of first petal. Now proceed as follows: Over ch between first 2 petals make 5 sc, ch 1, 5 sc, repeat over next ch, sc in top of third petal and 1 sc over next ch. Work the petal which forms the point of each scallop in the following manner: Ch 11, make a sc in second st from hook, hdc, 2 dc, 2 tr, 4 dtr in remaining ch, sc before and 1 in top of next petal. Proceed as at other side of scallop. Sk 3 sc, sc in each of next 3 sc, ch 3.

Corner Scallops—After the 7 sc and

ch 3, dc at center of first ch, (ch 7, dc at center of next ch) twice, ch 7, sc in top of first petal, (6 sc, ch 1, 6 sc) over each of next 2 chs. Make same point petal as in the side scallops and proceed as for other side of scallop.

Rnd 3: Side Scallops—Sl st in first 3 sts, ch 5 (count as dc and ch 2), sc in top of dc, (4 sc, ch 5 p, 4 sc) over each of next 2 chs; over next ch (inserting hook in back lp only) make 5 sc, p, 4 sc and over next ch, make 4 sc, p, 5 sc. Sc around point-petal, ch 1 at tip of point and sc in same st as last one. Between scallops, ch 2, sk 2 sts, a dc in third st, ch 2.

Corner Scallops—Same as side scallops except that 2 more are added over each of last 2 ch before petal.

Hello!
I'm **SANDY!**
I drink I wet-
I sleep and
you can
WAVE
MY
HAIR!

I have
RUBBER
WONDERSKIN!

only
\$3.98
complete

NEW!



AMAZING!

FREE
HAIR
WAVE
KIT!

SENSATIONAL DRINK AND WET DOLL in washable rubber **WONDERSKIN** with life-like hair and realistic hair-wave kit complete with . . . plastic curlers . . . rubber waving bands . . . waving end papers, plastic comb and . . . bottle of doll hair lotion. **ADORABLE SANDY**, 11 inches tall, has sparkling blue eyes that open and close . . . she drinks from her bottle with rubber nipple (included) and then wets her diaper. You can bathe her . . . move her cuddly arms, legs and head . . . make her stand, walk and sleep.

C.O.D. you pay postage. Remit with order, we pay postage.

RUSH YOUR ORDER TO- DAY! SEND NO MONEY!

NOVELTY MART, Dept. 114
59 E. 8th Street, N. Y. C.

Gentlemen: Please send me _____
ADORABLE SANDY @ 3.98 each.

Enclosed please find: Check Money Order
 C.O.D. plus postage.

Name _____
Address _____
City _____ State _____

Winding Lampshades

Rejuvenate your present lamp shade or an old one that you have stored in the attic, by winding yarn around the wires and outside of frame in bright,

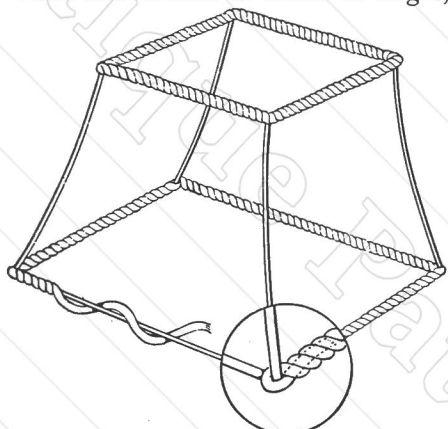


Fig. 1

attractive colors. Kentucky Lusterspun (January and Wood) was used in the original model.

As shown by dotted line at corner in

Figure 1, secure end of yarn and start winding around base of frame at corner. Wind around base wire in counter-clockwise direction, keeping yarn windings close together so wire will not show through.

When base wires are completely covered, tie end of yarn to base wire with thread or fasten with glue.

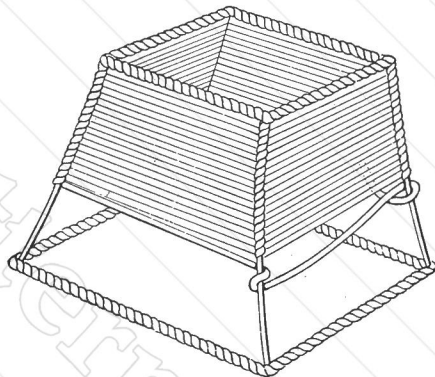


Fig. 2

Now start winding around body of frame as illustrated in Figure 2. Note that this winding also proceeds in a counter-clockwise direction around the upright wires of the frame. Keep pushing the yarn up to cover the wires



For PROFITS... GIFTS... Big SAVINGS

Easy to Assemble **PIN-EARRING SETS**



Complete Rhinestone and Pearl Kit **\$1.69**

Completed in 15 Minutes Sells for \$6.50 in stores

Gorgeous, radiant, diamond bright imported rose rhinestones, emblazoned around a circle of soft-toned simulated pearls make up this newest fashion in jewelry. Beautiful Snowflake design Pin of 24 Karat gold plate, with matching Earrings goes with any costume. So easy to make—at tremendous Savings. Easily sell hundreds to friends at Big Profit. Complete Kit with jewel cement and simple instructions. **ONLY \$1.69**

SEND NO MONEY—

Mail name and address. State designs wanted. On arrival pay postman plus C.O.D. postage. Money back guarantee. Save; send cash, we pay postage.

Special GIANT Kit: Snowflake Pin and Earrings; Plus Sweetheart Pin and Earrings, Jewel cement, Instr. & Cat. **Makes \$2.98**
\$18 worth of jewelry. **Only \$2.98**

HOUSE OF HOBBIES, Dept. 29-P, Box 790, Evanston, Ill.

and to fill the space evenly; also be sure to keep the winding uniformly tight. When winding has been completed, sew, tie or glue end of yarn down firmly.

If necessary to use more than one skein of yarn, splice the two ends together with a thread and trim the ends off neatly. It is recommended that if such splicing is done, you arrange for splice to come on back of one of the upright wires where it will be concealed.

Trim base and top of lamp with ruching, braid or fringe as desired.

No Experience Necessary to Make Beautiful Leather Items for Gifts or Profit

Instructions **FREE** with every **Easy-to-Assemble Kit LARSON LEATHERCRAFT**



You will be amazed at how easily you can make gloves, purses, billfolds, belts, woolskin mittens and animals, and other leather items with **LARSON BEGINNERS' KITS**. Cash in on big demand for leather articles. Start now! **SEND 10c TODAY** for newest 24-page catalog of kits and complete supplies for beginners and advanced hobbyists.

MAKE THIS AND HUNDREDS OF OTHER ITEMS

J. C. LARSON COMPANY
820 SO. TRIPP AVENUE
DEPT. 232 CHICAGO 24, ILL.

NEW

LUSTROUS! COLORFUL!

YARNS FOR CROCHETING, KNITTING AND WEAVING



You have never seen such brilliant lustrous yarns as **LUSTERSPUN** and **KENTUCKY ALL-PURPOSE**. Both are made of 100% crimped rayon fibers in white, black and 17 shades of shimmering loveliness. Both are strong, washable and easy to work with. Needleworkers and weavers say that these yarns combine the best features of wool and cotton.

LUSTERSPUN, as thick as a pencil, has a firm body and is ideal for making rugs, crocheted, hooked or woven. **ALL-PURPOSE** is softer in texture and simply wonderful for sweaters, spreads, luncheon mats and most purposes where you have been using 4-ply worsted.

If you own a loom write for information regarding free membership in the Weavers Guild.

Economically priced at needlework counters and national syndicate stores.

Send 10 cents for Complete Instruction Book No. 107, Hooked and Crocheted Rugs, Table Mats, Pot Holders, etc., and samples of Lusterspun and All-purpose Yarns.

JANUARY & WOOD CO., INC. DEPT. W.B. MAYSVILLE, KENTUCKY

Have You Heard About---

For additional information, including prices and source of supply, about any of the items mentioned in this department, write to Shopping Reporter, The WORKBASKET, 2401 Burlington, Kansas City 16, Mo. Please write a separate letter concerning each item about which information is requested. Do not enclose money or correspondence relating to other subjects, such as subscriptions, as these letters will be handled by a special department.

Versatile Sparkling Ribbon

The new transparent Tubo-Ribbon, made from cellulose, and available in twelve different colors, treated to be flame resistant, is creating a growing interest.

It is a crinkled ribbon with unique sparkle which matches beautifully and enhances all gift-wrapping paper and foil wrapping paper. Because it is tubular, it can be wired to form figurines, filled to make unusual table decorations or cut into modernistic patterns of creative novelty ideas.

Photos Reproduced on Plates



A patented process for reproducing photos on ceramic plates is the answer for keeping those cherished baby, wedding, or family pictures, or a solution for hard-to-choose gifts. Made from your photo negative or print, these 10 inch picture plates are guaranteed not to fade or discolor.

PERSONAL POCKET RUBBER STAMP

YOUR NAME AND ADDRESS OR OTHER WORDING

PAD & HOLDER IN ONE UNIT!

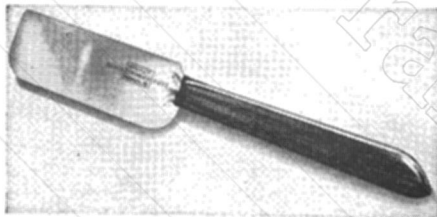
Complete

YOUR NAME AND ADDRESS, or any 3 lines of wording

\$1

you want to fit space $\frac{1}{2}$ " x $2\frac{1}{4}$ ", on Rubber Stamp fitted in trim, all-enclosing case complete with ink pad, always ready for use. Handle lifts stamp out for easy use. Smart, flat case slips easily into pocket or purse. Perfect for business men, women, school children, service men and gifts! \$1 postpaid or \$1 C. O. D. plus postage. Satisfaction guaranteed. WESTERN STATIONERY CO., Dept. 7290, Topeka, Kansas

Snack Knife



With a flexible, stainless steel blade for spreading, one edge hand-honed to trim and cut, and the corners, side edges and end of its $3\frac{1}{4}$ inch blade designed to reach every position of jar or glass, this knife is a real aid in sandwich making.



Ribbons

For Hair Bows and Accessories, to doll up Dresses, Hats, Lingerie, to trim Lampshades, to decorate

Gift Packages, and so many other uses. Gorgeous assortments. Satins, Moires, Plaids, Gift-tie, etc., in a riot of colors. All new. 1 to 5-yd. lengths $\frac{1}{4}$ " to 3" wide.

BARGAIN BOXES

70 yds. \$1

200 yds. \$2

400 yds. \$3

Lace

20 yards \$1

Exquisite Assortment of top quality Lace. Eyelet and Trimmings to add a new look to lingerie, dresses, blouses, aprons, curtains, etc. $\frac{1}{2}$ " to 2" wide, 2-yard lengths. Guaranteed \$3.00 value or your money back.

MAKE UP YOUR ORDER TODAY

Sent Postpaid or C.O.D. Plus Postage. Money back if not delighted.

WOTRING CO.

Catasauqua 162, Pa.

Rapid Rug Maker



A simple device for making luxurious loop and shag rugs is now for sale. With it and a sewing machine, even a novice can make deep-pile rugs, spreads and upholstery materials.

Wind yarn, string or fabric strips around metal rods; held firmly by a second metal rod, they are stitched to backing material. It's the principle professional rug makers employ, adapted for easy home use.

Gold Decals



A decal transfer set called Golden Touch provides a design book, sheets of 23 carat gold decal paper, and simple instructions for use. It adheres to wood, metal, plaster, leather or glass, and is guaranteed not to tarnish or rub off.

2 FOR THE PRICE OF 1

TWIN MINIATURE HURRICANE LAMPS

BOTH for only \$1.00

SPARKLING GRACEFULLY CUT CRYSTAL

These beautiful miniature Hurricane Lamps are always ready to give you light... no matter what happens to your electric current! And also just perfect for those SPECIAL occasions when you want to eat by candle-light. Each lamp has a sparkling crystal glass chimney atop a beautiful, fluted clear base, set off with lustrous prisms that hang from a graceful gallery. Complete with bright red candles! Six inches high—a wonderful addition to every home. Ideal Christmas gift. Take advantage of the special offer price. Order yours NOW!

SEND NO MONEY... Just send name and address. On arrival of Hurricane Lamps, pay postman only \$1.00 plus C.O.D. postage. If you send cash send 25¢ additional to cover handling and postage. Satisfaction or money back. Write to STEWART SALES CO., INC. Dept. 29P, 527 S. Wells St., Chicago 7, Ill.

HEAR

WITH LOVELY NEW HEAR RINGS

Correct your hearing loss—yet appear to be simply a well-dressed woman wearing lovely earrings. MAICO "Hear Rings" have saved many from embarrassment. Send coupon... learn how you too can hear and still keep your secret.

MAICO

THE MAICO CO., INC.
343 Maico Bldg., Mpls., Minn.
Tell me how I can hear in secret with "Hear Rings."

Name _____
St. & No. _____
City _____ State _____

Creator In Clay

Wally E. Schulz

One cold, winter evening Mrs. Norman Le Blanc was shown a handmade ceramic pin that a friend had received as a birthday gift. Mrs. Le Blanc was fascinated by the little rose pin, and immediately became interested in learning how to make ceramic articles as a hobby.

She enrolled in a ceramic art class in a nearby town, and in six two-hour lessons she had completed a course in ceramic jewelry making.

"I still have the first dogwood flower I made," says Mrs. Le Blanc, "for I was so proud of it at the time. Compared to the work I now turn out it looks ill-favored, but I'll treasure it always."

After completing her training course, Mrs. Le Blanc invested \$8 in a small amount of clay and glazes and started making pins at home. When she had finished a number of pins, she took them to a nearby town to be fired. Shortly thereafter, however, a neighbor invested in a kiln. From then on, Mrs. Le Blanc had her firing done in that kiln for so much per piece.

To make a piece of jewelry requires very little equipment, which can be found in the average home, with the exception of the kiln, of course. Many people, however, live near someone who owns a kiln, or have access to some nearby plant where kilns are used. These places usually charge a

nominal fee for custom firing.

Materials required for making jewelry are as follows:

- Rolling pin
- Square of oilcloth
- Smooth square of hardened plaster of Paris, called a bat
- Cutting tool (a long needle will serve this purpose)
- Piece of oiled pattern paper
- Small amounts of glaze
- Brushes
- Cheese cutter or wire
- Damp turkish towel
- Orange stick
- Tea strainer

Once you have this equipment on hand, you are ready to proceed in the ceramic art. A small piece of clay is first thoroughly wedged (all air bubbles removed). To do this, the piece of clay is cut in half with a bit of wire or a cheese cutter and then the two pieces are slapped together with force. The cutting and slapping are continued until the clay has the smooth consistency of cream cheese—with no little pin-holes showing. These little holes are air holes; unless they are thoroughly removed they will expand in the heat of the kiln and cause the piece to explode. If that happens, other pieces in the kiln are often broken and damaged.

Once you are sure the air holes are removed, the clay is placed on the rough side of the oilcloth and rolled to a thickness of about $\frac{1}{8}$ inch.

The flower pattern is then placed on the clay and each petal and leaf is cut out with the cutting tool or needle. As the petal is cut, it is placed in the damp towel to keep it in a pliable condition.

Next, each petal must be smoothed



Design Smart Fashions
LEARN AT HOME-SPARE TIME

Fascinating field. Design own wardrobe at considerable saving. Gain experience designing for others. It may lead to thrilling career—even a shop of your own some day. Basic "learn-by-doing" course under guidance of qualified teachers provides excellent starting point for a career. Send for booklet, "A Career in Fashion Designing."

NATIONAL SCHOOL OF DRESS DESIGN
1315 S. Michigan Ave. Dept. 1528 Chicago 5, Ill.



Not to be outdone by his mother, 5 year old Terry Le Blanc carries on his own personal clay modeling project while his mother concentrates on a ceramic flower.

to remove all oilcloth marks. This is done by placing the petal on the plaster bat and carefully smoothing both sides with the fingers. This also absorbs excess moisture.

Each piece is then pinched around its entire outer edge with the thumb and forefinger so that the flower will have that essential fragile appearance without actually being too thin.

Veins are then drawn in the smoothed leaves with a fairly dull instrument, such as an orange stick. The flower is now ready to be assembled.

All leaves and petals are joined with the same clay, which has been mixed with water to make it the consistency of light cream. This is used exactly like glue to hold the petals together and is called slip. For a good joint, surfaces should be slightly roughened before the application of slip.

The petals are then shaped as carefully as possible, to resemble the actual flower. Patterns for various flowers may be purchased, or a real flower

may be used as a model. It is easy to make a pattern of your own, and you'll be proud to call it your very own creation.

In order to make flower centers containing numerous stamens, a bit of clay is pressed through a tea strainer. Long pieces of clay will emerge, which

NEW GLAZE FIRES IN KITCHEN OVEN



DECORATE
FIGURINES
CHINA, TRAYS
GLASSWARE

No Art Ability Required

Here's a fascinating new hobby. Decorate glassware, china, trays, figurines, with new Della Robbia Glaze colors. Make marvelous personalized gifts for birthdays, weddings, etc. Della Robbia Figurine Kit gives you 9 Miracle Glaze colors, brushes, easy step-by-step instructions. Enough material for months of decorating for fun and profit! Della Robbia Figurine Kit includes 3 genuine Hydrostone Dresden Figurines, ready to decorate. Also contains 14 Miracle Glaze colors, brushes, booklet, monograms and designs. Order Kit No. 500, \$4.95. Or DeLuxe Kit. Contains 5 different Figurines; extra brushes and color glazes, including gold and silver. Order Kit No. 900; only \$8.95. Kits postpaid if cash is sent with order. Money back if you are not delighted.

TRY IT 7 DAYS AT OUR RISK
On C.O.D. orders deposit price with postman, plus few cents postage. Use Kit generously. If not delighted, return and deposit will be refunded.
SCULPTURE HOUSE Dept. 4711
304 West 42nd Street New York 18, N. Y.

can be removed with your needle and fastened into the center of the flower. When the piece has been thoroughly dried, it is ready to be fired.

After the firing, a light sanding makes the flower ready for the glaze. Two or three thin coats are applied, either by brushing, spraying or dipping, and as soon as the glazing is finished, the piece is ready for a second firing. There are on the market clays and glazes listed as single fire, which combine these operations.

Should the ceramic adventurer find after the firing that the glaze is faulty, it can be retouched and then fired a third or fourth time, or as many times as you prefer.

NEW WRITERS NEEDED

EARN UP TO \$5.00 PER HOUR, SPARE TIME
New writers needed to re-write ideas in newspapers, magazines, books. Splendid opportunity to "break into" fascinating writing field. May bring you up to \$5.00 per hour, spare time. Experience unnecessary. Write for **FREE** details, and how to get **FREE** Writer's Market Guide!

COMFORT WRITER'S SERVICE

Dept. 11C 200 S. 7th St., St. Louis 2, Mo.

FOR PROFIT OR GIFTS



LEARN how to decorate burnt wood, glorified glass, brass, copper craft, etc. Write to Department W11-50.

Thayer & Chandler, 910 W. Van Buren St., Chicago 7, Ill.



Earn EXTRA CASH Making ARTIFICIAL FLOWERS AT HOME! IN SPARE TIME!

Paper "MUMS" for Vases



Chenille ROSE Corsage

Quick and easy to turn spare minutes into dollars by making exquisite artificial flowers. Amazing Flower Kits are profitable. You get all materials, easy A-B-C instructions plus a completed **SAMPLE FLOWER**—all for **\$1 each** postpaid. **SEND NO MONEY.** Send name, address, and "fate kits desired. Pay post-man only \$1 per kit—2 kits for \$1.79—or 5 assorted kits (including wood fibre carnation corsage, chenille angel, velour paper rose)—all only \$3.95—plus C.O.D. Satisfaction guaranteed or money back. Big catalog included. Send order today. **FLOWER MATERIALS CO., Dept. 108** Largest Make-It-Yourself Supply Center 229 So. Wabash Ave., Chicago 4, Illinois

COMPLETE KIT \$1 POSTPAID BOTH KITS \$1.79

"It is most important," says Mrs. Le Blanc, "that all pieces be thoroughly dried before firing. Once I failed to do this and had a sad experience. I had filled my kiln with pieces upon which I had worked for some time. All pieces had had their first firing, were glazed and ready for their final heat treatment. I stacked the kiln at night to have it ready for an early firing in the morning. As the kiln had no pyrometer, I had to use a cone to indicate the kiln temperature."

"These cones are placed in a pat of clay and arranged so they can be seen through the peek-hole in the kiln door. Unfortunately, I had no pat ready so I took a piece of damp clay and embedded my cone in it. The kiln was still warm from a previous firing so I placed the cone in the kiln, knowing the heat would dry out the small pieces of clay before morning."

"During the night, my husband was unable to sleep so got up. Noticing the kiln was ready, and unaware of the damp clay pat, he decided to fire it, thinking I would be pleased to find the firing completed by morning."

"About three o'clock that morning he woke me to ask if my kiln had ever fired in two hours. My husband knew that when the kiln has reached the correct temperature, the cone starts to bend. This usually takes five to six hours, and as he could no longer see the cone, he had a premonition something was wrong."

"I knew immediately what had happened—the heat had caused the damp clay to explode. Unfortunately, the kiln had reached a high enough temperature to melt the glaze and the thousands of tiny pieces of clay had stuck to every article in the kiln. It was impossible to salvage anything without grinding off the clay, as many of the pieces were decorated with flowers which were too delicate to

grind. The entire kilnful had to be destroyed, and I don't know who felt worse—my husband who had tried to help, or I."

One day shortly after Mrs. Le Blanc had finished a number of ceramic pins, her sister-in-law took a few of the pins to show to friends. They liked them so much that they asked to have some made to order, which netted Mrs. Le Blanc a welcome profit. Shortly thereafter she sold several pieces to a department store.

"Selling the pieces to a store was very encouraging," says Mrs. Le Blanc, "because if a store would take them, I felt I must be doing work of a fair quality."

Soon many of her friends were taking a few samples and showing them to their friends, and one sale led to another.

"At the end of the first year, I had made enough to purchase a small kiln, and had a fair stock of supplies on hand for further creations," relates Mrs. Le Blanc.

Several months later the clay artist went on to making vases, cigarette boxes, novelties, etc. She bought several books and pamphlets on pottery; she studied and experimented.

Since Mrs. Le Blanc does not have any special talent in drawing and designing pictures, she concentrates her efforts on decorating with the grotesque.

Recently, she made a pair of huge coffee cups and saucers. The woman's cup bears her name, and action figures symbolize household chores, such as sweeping and ironing. The cup of the master of the house, is decorated with a golfer, woodchopper, a sad job of shaving, etc. These are the types of novelties which appeal to people who like to give humorous gifts.

One day a friend told Mrs. Le Blanc how at a buffet luncheon she had in-

advertently eaten a sandwich containing onions which did not agree with her. In an effort not to let this mistake happen again, Mrs. Le Blanc devised a ceramic creation. She rolled up a

BUTTONHOLE MAKER, HEMSTITCHER and set of 5 ART NEEDLES

ALL 3 for only \$7

1. Makes buttonholes, sews on buttons, zippers, darns hosiery, quilts, etc.
2. Hemstitcher does in-laid, circular, two-piece, criss-cross; hemstitching for pleats; tucking, smocking, and piecing. Both fit any sewing machine!
3. Art Needles easily, quickly make beautiful punch needle art for pillow tops, dresser scarfs, bedspreads, handbags, etc. Needles have adjustable gauges—make French knots, small loops, plush, velvet, angora effects. Instructions included.

Send No Money! Just mail name and address on postcard. Pay mailman \$1.00 plus postal charges. Or send cash with order, and WE pay postage. Money-Back Guarantee! Order NOW!

L & M COMPANY, Dept. 1625-M
510 St. Charles St. Louis, Mo.

Amazing New Plan!
DRESS for YOU
FOR ORDERING 3!

Pay no money! Your choice of gorgeous new dress in your favorite style, size and color **GIVEN TO YOU** for sending orders for only 3 dresses for friends, neighbors or members of your family. **That's all . . .** and your own dress is included without paying one cent. **FREE SAMPLES!** Write for big Style Presentation showing scores of latest fashions . . . actual sample fabrics in nylon, rayon, cotton dresses; lingerie, hosiery, and children's wear, sportwear, suits, etc. No money needed. **EARN CASH TOO—Up to \$23 in a Week IN SPARE TIME!** You can get complete wardrobe and **EARN CASH TOO—IN SPARE TIME, EASY!** Write today giving dress size and age.

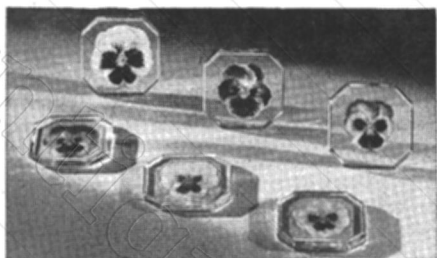
HARFORD FROCKS, Dept. C509, Cincinnati 25, Ohio

BIG PAY **IN 12 WEEKS AT HOME LEARN THE FASCINATING DUTIES OF A PRACTICAL NURSE**

No high school needed to Graduate with Diploma. Profession pays up to \$300 a month. Steady, pleasant work in good times or bad. Ages 16-60. Doctor's endorsement of this lowest-fee course. Average lesson only \$1.74.

FREE booklet gives all facts. Send name on penny postcard today!

LINCOLN SCHOOL OF PRACTICAL NURSING
7070 N. CLARK ST., Dept. 2011, CHICAGO 26, ILL.



REAL PANSY COASTERS

Made by embedding real pansies in Castolite, a new liquid casting plastic. You embed real flowers, butterflies, shells, photos, etc., to make unusual jewelry, buttons, trays and other objects. Use home tools. Send 25c for Manual of Instructions and ideas for Christmas gifts.

CASTOLITE Dept. M-35 Woodstock, Ill.

small ball, gave it a twist at the top, and completed it with two, wiry legs and arms. Under one arm she tucked a little sign bearing the words "with onion."

She gave it a forlorn face with two, large tears flowing from sorrowful eyes.

It was then striped with brown, and glazed in a light tan and presented to her friend.

The clever design made a big hit and soon other figures were made to identify various other sandwiches. A pig with a curly tail, a large, round snout and flirty eyes bore the sign "ham." A Humpty-Dumpty with a pert little hat bore the word "egg." A pair of lobsters held in their claws a sign reading "lobster" and a queer, but decorative fish bore the name "tuna." These clever decorations were sold to neighborhood club members.

Because of her interest in Pennsylvania Dutch pottery, Mrs. Le Blanc visited the Pennsylvania Museum of Art, and was especially fascinated by the old Pennsylvania Dutch marriage plates. She made several copies of a plate, which turned out to make excellent and popular anniversary or wedding gifts.



These are some of the ceramic objects fashioned by Mrs. Norman Le Blanc. Wedding plates like the one at the right, bearing a Pennsylvania Dutch design, are popular as wedding presents. In a row below are Mrs. Le Blanc's clever sandwich markers.

These plates are decorated by the sgraffito method—that is, a plate made of red clay is coated on the inside with several layers of moist, white clay. The design and lettering are then transferred to the white clay with a pen, called a scratch pen. The design is scratched out, taking off the white clay, so that the red shows through.

“To make pottery,” asserts Mrs. Le Blanc, “one must have the characteristics of a fisherman—patience and perseverance. Perhaps that is why I continue to plod along in spite of mishaps, for fishing is my favorite sport.”

It is often said, that the collectors' items are often someone's mistake—just as in the case of a stamp or coin. Mrs. Le Blanc modestly doubts if any of her pieces will become collectors' items, but she profited by a mistake.

When a piece of pottery is taken from the kiln, it doesn't resemble the color that was originally applied. The green is gray before firing; both red and brown look the same (a sort of rose color), and a piece that goes in tan, may be a brilliant orange after being fired. This explains why the jars must be carefully marked.

One day, Mrs. Le Blanc made the mistake of mixing the covers on a jar of gun metal and purple. She took out the apparently purple jar and applied it to the top petals of the pansy, making the lower petals a pale yellow. Mrs. Le Blanc was pleasantly surprised upon taking the flower from the kiln to discover it wore an entirely new color combination. It was unusually beautiful and she received several orders on this particular sample.

Mrs. Le Blanc has dreamed of some day opening a gift shop and selling her many pieces of ceramic art. But even if her dreams do not come true, she will always remember the last two years of making ceramic pieces, as two of the happiest years of her life.



8 x 10 inches

ANY PHOTO ENLARGED
FREE! FOLDER and PHOTO **37¢**
 3 For 1⁰⁰

Size 8 x 10 inches on double weight paper from any photo, snapshot or negative. Original returned. **SEND NO MONEY.** Pay postman C.O.D. plus postage. 25c added for making negative if you send photo. **FREE** billfold size photo and folder given free. Satisfaction guaranteed or money back (you keep free gifts regardless). Send photo or negatives today.

Knight Studios

Dept. 14K


Marion, Ill.

BEFORE



Be An Invisible Re-Weaver

AFTER



MAKE BIG MONEY AT HOME

Earn over \$20 daily, full or part time—repair cuts, tears, burns in clothing or any fabric so damage can NOT be seen. BIG demand, big profit, uncrowded field. Complete low-cost home-study course including lifetime equipment. Easy-to-learn, pay-as-you-earn—can mean lifetime income. Write for free details today—now.

FABRICON COMPANY,

8342 S. Prairie Ave., Chicago 19, Ill.

DEPT. F-9

NOW ... Put your own dainty edges on Imported Irish Linen Hemstitched **HANDKERCHIEFS** Choose your color.

three for **00** or 1 doz. @ **\$3.50**

WONDERFUL GIFTS!

SAVE MONEY on your next gift. Give handkerchiefs of pure Irish linen. Pick your own colors from luscious summer pastels: sky blue, flamingo pink, soft maize, cool green, or snow white. Perfect as gifts for Christmas, weddings, showers, birthdays, etc. Each a full 10 1/2 in. square, guaranteed fast color, hemstitched and ready for crocheting or tatting of lovely edges. **FREE INSTRUCTIONS** for eight dainty edges. At no extra cost we will send a 106-yard ball of variegated famous French C.B. crochet cotton with every three handkerchiefs ordered. Save 50c by sending for a dozen at \$3.50. Retail value of finished handkerchiefs is over \$2.00 each.

YOU MUST BE DELIGHTED OR MONEY BACK!
 Order by color, or one dozen assorted, today. Send cash, check or money order.

Handcraft Mfg. Co.

Dept. 11-W; 4 W. 37th St., New York 18, N. Y.

Crocheted Baby Set

Crochet this set for a tiny tot in your family or as a gift. Directions are for a size 1. Approximately 500 yards of white or baby colors of one of the light weight American Thread Company wools will make the complete ensemble. One ball "Star" Rayon Crochet Thread in pink or other baby color for trim is needed. You will also need 3 small buttons, 1½ yards 1 inch ribbon, 1 yard ¼ inch ribbon; use a size 4 bone crochet hook or steel crochet hook number 5, to work this very attractive shell stitch pattern.

Abbreviations: Ch (chain); st (stitch); sl st (slip stitch); sk (skip); sc (single crochet); sdc (short double crochet)—this is also called hdc (half double crochet)—thread over hook, insert in st, pull through, yarn over and pull through all lps on hook at one time; dc (double crochet); lp (loop).

SACQUE—Yoke: Ch 84, sc in second st from hook, 1 sc in each remaining st of ch, ch 1, turn.

Row 2: 1 sc in each of the next 3 sc, * 2 sc in next sc (an increase), 1 sc in each of the next 3 sc, repeat from * across row (103 sts), ch 1, turn.

Row 3: 1 sc in each sc, ch 1, turn.

Repeat third row twice.

Row 6: Same as second row (128 sts), ch 1, turn. Work 5 rows even in sc.

Row 12: Same as second row (160 sts), ch 1, turn. Work 5 rows even in sc.

Row 18: Work even in sc increasing 9 sts evenly spaced across row (169 sts), ch 1, turn. Work 2 rows even, ch 1, turn. Work in pattern as follows: sc in next sc, * sk 1 sc, 4 dc with ch 1 between each dc in next sc (shell), sk 1 sc, sc in next sc, repeat from * across row (42 shells), ch 4, turn.

Row 2: 1 sc in center lp of next shell, * ch 1, shell of 2 dc with ch 1 between in next sc between the 2 shells of previous row, ch 1, sc in center lp of next shell, repeat from * across row ending with ch 1, dc in last sc, ch 3, turn.

Row 3: * 4 dc with ch 1 between each dc in next sc, sc in ch 1 lp of next shell of previous row, repeat from * across row ending with sc in third st of ch 4, ch 4, turn.

Row 4: Same as row 2, ending row with ch 1, dc in second st of ch 3, ch 3, turn. The last 2 rows of pattern are repeated for entire Sacque.

Work 3 rows even in pattern.

Next Row: Sc in center lp of next shell, * ch 1, 2 dc with ch 1 between in next sc, ch 1, sc in center lp of next shell, repeat from * 5 times, ch 1, 2 dc with ch 1 between in next sc (front), ch 5, sk next 7 shells for underarm, * 2 dc with ch 1 between in next sc, ch 1, sc in center lp of next shell, ch 1, repeat from * 13 times, 2 dc with ch 1 between in next sc (back), ch 5, sk next 7 shells for underarm, * 2 dc with ch 1 between in next sc, ch 1, sc in center lp of next shell, ch 1, repeat from * 6 times, ch 1, dc in second st of ch 3, ch 3, turn.

**HAND STITCHER · SEW
QUICKER, EASIER PROFESSIONALLY
MAGIC-STITCHER**

for Pleasure...
Speed



Now, you can do a professional job at home in half the time. You can sew a beautiful, invisible blind-stitch hem without rethreading your needle. For Magic Stitcher holds a complete spool of thread. Do hemming, tailor-tacking, applique, basting, also shirring and smocking with elastic thread, and many other stitches. Magic Stitcher is light as a feather, fits the palm of the hand. Completely illustrated sewing booklet included free. Send \$2.95. Order now. Check, M. O., or C. O. D.

ALBIN ENTERPRISES · Dept. 7-C

111 N. La Cienega · Beverly Hills, California

295

Next row: * 4 dc with ch 1 between each dc in next sc, sc in ch 1 lp of next shell, repeat from * 6 times, 4 dc with ch 1 between each dc in next st of ch 5, sk 1 st, sc in next st, sk 1 st, 4 dc with ch 1 between each dc in next st, * sc in ch 1 lp of next shell, 4 dc with ch 1 between each dc in next sc, repeat from * 13 times, 4 dc with ch 1 between each dc in next st of ch 5, sk 1 st, sc in next st, sk 1 st, 4 dc with ch 1 between each dc in next st of ch, * sc in next ch 1 lp, 4 dc with ch 1 between each dc in next sc, repeat from * 6 times, work last sc in third st of ch 4, ch 4, turn (32 shells). Work even in pattern until Sacque measures 7 inches from underarm, ending with third row of pattern, cut yarn.

Sleeve: With wrong side of work

SEE New colorful D.M.C. Crochet Book 401 at local stores OR . . .

Send 25¢ to D.M.C. Corp., Dept. DR-110
30-20 Thomson Ave., Long Island City 1, N. Y.

toward you, join yarn in center sc of underarm, ch 4, dc in same sp, continue working second row of pattern around armhole joining row with a sl st in third st of ch 4, ch 1, turn



(9 shells).

Next Row: Work third row of pattern, joining row with a sl st in ch 1, ch 4, turn. Repeat last 2 rows until sleeve measures 5½ inches from the beginning ending with second row of pattern, ch 1, turn.

Cuff: * 1 sc in next sc, sc in next dc, sc in ch 1 lp of shell, sc in next dc, repeat from * all around, join with sl st in ch 1, ch 1, turn.

Next Row: 1 sc in each sc, join with sl st in ch 1, ch 1, turn. Repeat last row 3 more times, cut yarn. Work other sleeve in same manner.

Edge: With steel crochet hook, join trim thread at neck edge and work a row of sc around entire Sacque, join.

Next Row: 1 sc, ch 3, 1 sc in next sc, * sk 1 sc, 1 sc, ch 3, 1 sc in next sc, repeat from * all around, working 3—ch 7 lps for buttonholes on right front yoke, cut thread. Finish cuffs in same manner. Block and sew buttons in position.

CAP—Ch 5, join to form a ring, ch 1, work 8 sc in ring, do not join this or the following rows. Place a marker at beginning of each row.

Row 2: 2 sc in each sc.

Row 3: Working in sc, increase in every other st, then work 1 row even.

Row 5: Increase in every third st, then work 1 row even.

Row 9: Increase in every 4th st, then work 1 row even.

Row 11: Same as 9th row, then

work 1 row even.

Next Row: Work a shell of 4 dc with ch 1 between each dc in next sc, sk 1 sc, sc in next sc, repeat from the beginning all around, join, ch 4, turn (22 shells).

Next Row: Work Row 2 of pattern same as on Sacque, join, ch 1, turn.

Next Row: Work even in pattern leaving 4 patterns free for back of neck, ch 3, turn. Turning each row, work even in pattern for 18 rows, cut yarn. Work 2 rows of sc around lower edge of Cap, cut yarn.

With rayon work 2 rows in edge pattern around entire outer edge of Cap same as on Sacque. Trim with ribbon ties as illustrated.

BOOTEES—Soles: Ch 20, 3 sdc in third st from hook, 1 sdc in each of the next 16 sts of ch, 4 sdc in end ch, working on other side of ch, work 1 sdc in each of the next 16 sts, join.

Row 2: Ch 2, sdc in same sp, 2 sdc in each of the next 3 sts, 1 sdc in each of the next 15 sts, 2 sdc in each of the next 5 sts, 1 sdc in each of the next 15 sts, 2 sdc in last st, join.

Row 3: Ch 2, sdc in same sp, 2 sdc in each of the next 5 sts, 1 sdc in each of the next 18 sts, 2 sdc in each of the next 7 sts, 1 sdc in each remaining st, working 2 sdc in last st, join.

Row 4: Ch 2 and work in 1 sdc in each sdc, join.

Row 5: Ch 1 and working in back lp of st only, work 1 sc in each sdc.

Without joining rows and working through both lps of st, work 6 more rows of sc even. Fold in half lengthwise and mark center for toe.

Row 12: 1 sc in each sc, decreasing 3 sts at center toe (to decrease, insert hook in next st, pull lp through, insert hook in next st, pull lp through, yarn over and pull through all lps at one time).



BE A Nurse

MAKE \$35-\$45 A WEEK

You can learn practical nursing at home in spare time. Course endorsed by physicians. Thousands of graduates. 51st yr. One graduate has charge of 10-bed hospital. Another saved \$400 while learning. Equipment included. Men, women 18 to 60. High school not required. Easy tuition payments. Trial plan. Write today.

CHICAGO SCHOOL OF NURSING

Dept. 5211, 41 East Pearson Street, Chicago 11, Ill.

Please send free booklet and 16 sample lesson pages.

Name _____ State _____ Age _____
City _____

Row 13: Start instep: working in back lp of st, work 1 sc in each of the next 8 sts, sl st in each of the next 2 sts working through both lps, turn.

Row 14: Sk the 2 sl sts and working in back lp of st, 1 sc in each of the next 8 sts, working through both lps sl st in each of the next 2 sts on side of bootee, turn. Repeat last row 6 times.

Next Row: Sk the 2 sl sts, working in back lp of st only, work 1 sc in each of the next 8 sc, sl st in same

st on side of bootee, ch 3, sk 1 sc, sdc in next sc, * ch 1, sk 1 sc, sdc in next sc, repeat from * all around (beading), ch 1, join in second st of ch.

Next Row: 2 sc in each ch 1 mesh, join.

Next Row: 1 sc in each sc, join.

Work 3 rows in pattern same as on Sacque, joining each row and turning each row, cut yarn. With rayon work 2 rows of edge pattern around entire top of bootee same as on Sacque. Lace ribbon through beading.

For The First Time In All History . . . EXCITING NEW CREAM SHAMPOO CURLS, WAVES HAIR



Amazing Cream Actually Gives Soft Natural-Looking, Long-Lasting Curls and Waves While You Wash Your Hair

A successful hair beauty scientist has just discovered an amazing chemical that actually curls and waves hair without permanent waving, and blended it into an amazing new cream shampoo. Now while you shampoo out dirt, dust, excess oils and loose dandruff you shampoo IN personalized curls and waves that flatter you best . . . a halo of soft ringlets or a loose, natural-looking casual wave. Marlene's new Hair-Waving Shampoo is an entirely new principle that's as easy as shampooing your hair, but the waves and curls stay in. No worry about split ends, no dry, brittle, fuzzy hair, no conditioner, no special extra shampoo. Not a wave set. No heat. Leaves hair soft, manageable, fairly glowing with new life and lustre. And you can send for a home trial on our money back offer that proves every word beyond all doubt.

IT'S ALL IN ONE...Safe, New, Instant Curling Chemical, Conditioner, Everything Blended Into One Wonderful New Cream Shampoo . . . !

Yes, Marlene's contains the new, safe hair-waving chemical. This safe shampoo actually imparts soft, lovely, manageable curls and waves as it washes out dirt, excess oils, dandruff scales. All you do is shampoo with Marlene's New Hair-Waving Shampoo. You need nothing else. Then put your hair up in your regular curlers, or set in pin curls. Presto! When hair is dry, the wave is in, and it will last and last!

4 OUNCE JAR
Enough for up to 15 Shampoo-Waves. **\$1**

HOME TRIAL — SEND NO MONEY

Safe for dyed or bleached hair. Wonderful for children's soft, fine hair. Ideal for dry hair and oily hair alike. To try, send no money, but mail order today. On arrival now pay only \$1.00 plus tax and C.O.D. postage for big 4-oz. jar on guarantee first shampoo must wave your hair as it gives you the finest shampoo you ever enjoyed, or return in 10 days for money back. Not in stores. Money-making agents offer included with your package. Write today!

MARLENE'S, INC., Dept. 29-P, 349 W. Ontario, Chicago 10, Ill.



Women Who Make Cents

The WORKBASKET will pay \$2 for each short article accepted for this department. Material should concern specific women who have found ways to add to the family income. Address all contributions to Women Who Make Cents, The WORKBASKET, 2401 Burlington, Kansas City 16, Mo. No contributions to this department will be returned.

Hospital Seamstress

While my two children are small and there is no chance for me to do work outside the home, I have found a very interesting job. I am doing all the mending and new sewing for a small hospital near my home. After my baby was a few months old and my next older child was two and a half, I



found myself wanting to do something for pin money and also to keep up interest in things other than just house-keeping and baby tending. I recalled that as I lay in the hospital when baby came, I repeatedly heard the nurses commenting that there were plenty of gowns and binders, but the laundry was so hard on them that each one seemed to need some mending. When I went to the hospital to talk over the possibility of doing the work, I found that there was much more to be done than I had thought and the hospital officials eagerly turned it over to me. They had bolts of new muslin and out- ing flannel to be made into the various garments they needed. It is a distinct thrill to be doing something so worth- while, and the work is pleasant and easy.

Helen Coe Butler

SHORTHAND IN

Famous Speedwriting system. No signs; no symbols; no machines. Uses ABC's. Easy to learn, write, transcribe. Low cost. 100,000 taught by mail. Also typing. 27th year. Write for FREE booklet to

Speedwriting®

6
WEEKS
AT HOME

Dept. 1411-A, 55 W. 42nd St., N. Y. 18

GOOD MONEY IN WEAVING

Earn money at home weaving rugs, carpets, etc. from old rags or new yarn—in your community! No experience necessary. 31,000 doing it with easy running Union Looms costing less than \$60.00! Send for our free booklet today.

UNION LOOMS

75 POST ST.

BOONVILLE, N. Y.

I Want to Contact New WRITERS

who are interested in cashing checks of \$1 to \$100, offered every day. The easiest way to write for pay. No previous experience necessary. Send for FREE DETAILS. No obligation.

SAUNDERS M. CUMMINGS

468-55 Independence Bldg. Colorado Springs, Colo.

Crochet Edged Handkerchiefs

Just before Christmas a few years ago, my mother and I started to crochet edgings on white and flowered handkerchiefs. We sold quite a number of them, so we decided to make a red and white combination edge (not more than three rows) for Valentine's Day, and pin these handkerchiefs to a ten-inch lace paper doily which cost one cent each. They went so fast we could hardly make enough. We decided to make green edges for St. Patrick's Day and so on for special occasions. Drawing the crocheted handkerchief through a slit in the center of a lace paper doily makes a lovely favor for a birthday party. We have been kept busy ever since we started. We make a nice little profit this way although we charge only from fifty cents to \$1.20 each for the handkerchiefs, depending on the width of lace and price of the original handkerchief.

Mrs. Elsie M. Hetrich

Tin Cans Into Flower Pots

My pin money project started out with an empty tin can that was so shiny it seemed a shame to throw it out. I decided to make a flower pot out of it. First I cut scallops around the top with tin shears. I outlined the scallops with red enamel and placed a large yellow dot in the center of each. Then I painted a small flower design



on the side of the can, and set a pot of ivy inside. A friend saw it and asked me to make six of them for her to give as Christmas gifts. Since then almost everyone who has seen it has given me an order for one or more pots. I sell them for \$1 each which is a good profit for such an easy to make item.

Jane A. Lynn

Rugs For Doll Houses

When Mrs. Evelyn Lauber of New Jersey couldn't buy a rug for a doll house, she went home and created one for her little girl's birthday. It was the final touch to a realistic looking doll house. It looked so well that all her daughter's friends wanted identical rugs. As a result, Mrs. Lauber now has a part-time hobby which earns her a satisfactory amount of cash. The rugs are hooked exactly like genuine "grown up" ones, except for the fact that a fine grade of wool is used instead of strips of rag. They are firmly bound around the edges and are definitely washable, so that little "home-makers" can really "keep house." Mrs. Lauber uses a handkerchief-sized frame, made by her husband, who modeled it after a regular sized one. She hooks a rug on this frame, after marking out a separate pattern for each individual doll-house rug. The final touch consists of cutting the miniature doll-house rugs apart. She exercises her imagination by decorating some of her rugs with tiny flowers. Others are worked out in conventional patterns. In addition to selling her work to neighbors and friends, Mrs. Lauber fills orders for a leading Philadelphia department store.



Bess Ritter

Aunt Ellen's CLUB NOTES

What Clubs Are Doing

November, with its Thanksgiving holiday, brisk weather, and the faint hint of Yuletide pervading its atmosphere, is a good month for inspiring club women to feverish activity.

Getting together and "just knitting" was the November program last year of one group of women who were all knitters. They vied with each other to see who could put out the most knitting in a single afternoon. The winner triumphed with an almost completed pair of argyle socks to her credit! Many of the others were also far along on mittens, caps, socks, and other articles

for family use and gift items.

A Christmas fruitcake apiece was contributed by the women at a November meeting of another Aunt Ellen Club. Members spent the meeting period attractively packaging them, and when offered for sale several weeks later, they brought a substantial amount of profit into the club treasury. Another idea of this same group of women grew out of the fact that one of their members had a large garden of prize chrysanthemums. Orders were taken before Thanksgiving for mum corsages for that day, and the members, who enjoyed putting the lovely bronze and yellow toned flowers together with harmonizing ribbon streamers to form the corsages, were also quite pleased with the financial success of the scheme.

With seasonal emphasis on festive meals, another group decided it would be an especially good time for the study of table service. Their program plan lasted several months and included interesting research on the subjects of linens, the various patterns and makes of silver, china, and glassware and their relationship to each other, and discussion of their proper care and appropriate usage.

Afterwards reporting a very enjoyable time, another club gave a Thanksgiving dinner last year for their husbands, whose waist measurements they took before and after the sumptuous meal. Contributions of 50c for each inch gained were accepted for the club treasury, and the husbands were too well satisfied to object.

5 YEAR WRITTEN GUARANTEE
BULOVA 15 & 17 JEWEL
 Also choice of **BENRUS, GRUEN, WALTHAM or ELGIN WATCHES**
\$16.95 WERE Up To **\$59.50**
 Lifetime quality. Famous watches from unredeemed stocks of large Md. and N. Y. jewelers. Latest style Yellow gold cases. State make preferred. Order men's or ladies' now. Money back in 5 days if not delighted. Send only \$1. Balance C.O.D. We pay postage if you enclose \$16.95 plus \$1.70 tax. Expansion band free.
Maryland Distributors Dept. 501 E. Balto. St. Baltimore-2, Md.
 Free catalog. Watches, diamonds, gifts. Nearly wholesale.
 War or No War, There's No Inflation in Our Prices!




Easy as A-B-C



Be Your Own MUSIC Teacher
LEARN AT HOME THIS QUICK MONEY-SAVING WAY
 Simple as A-B-C. Your lessons consist of real selections, instead of tiresome exercises. You read real notes—no "numbers" or trick music. Some of our 850,000 students are band LEADERS. Everything is in print and pictures. First you are told what to do. Then a picture shows you how. Soon you are playing your favorite popular songs. Mail card for our illustrated 36 page FREE Book and Print and Picture Sample. Mention your favorite instrument. U. S. School of Music, 24011 Brunswick Bldg., New York 10, N. Y. 52nd Successful Year

FREE BOOKLET

Roll Call Suggestions

1. An interesting or very useful "new product" you know of.
2. One thing for which you are extremely thankful.
3. Your favorite apple recipe.

A NOVEMBER PROGRAM

When your children are getting all thrilled and excited over Book Week why don't you ask them if they know how books are made, and also if they know how books came to be?

In school, a film on book making may have been shown. Clubs will enjoy one too, and if your group has not yet seen an Encyclopedia Britannica or other good film on this subject why not borrow, hire, or buy one right away? Both books and magazines will mean more to you after you know about the intricate and precise processes employed in putting them together.

In fact, as a craftsman you may wish to learn how to bind pamphlets or to rebind your worn books. Choosing materials for covers is like selecting embroidery patterns, and the actual work itself requires patience and proficiency just as any other satisfactory handwork does. You can learn about bookbinding from the pamphlet "Bookbinding" in the Merit Badge Series put out for Boy Scouts, or from other sources, if you prefer.

And now, how did books come to be? The cave woman, watching her mate draw pictures of animals on the walls of their crude dwelling, never imagined anything resembling a book. Yet as her man worked, he was paving the way for one of our greatest blessings—the printed word.

Thousands of years before the birth of Christ, men used their stone implements to draw animals on the rock walls of their caves. As their implements improved, they sometimes carved

the animal pictures on polished bone or stone. In time they managed to draw these bison and mammoths as if the creatures were alive and active. And when they began portraying men they found ways of making them life-like too. Then mankind was well on the way to picture writing.

The Egyptians were really the people who first wrote by sound instead of sign. They taught neighboring nations to write that way and now pretty much of the world uses sound or alpha-bet writing. Think of it! It is said

CLEANS WINDOWS WITHOUT WATER

NEW CHEMICAL MITT

Sensational! DRY Window Cleaner! Uses no water, no messy liquids. Chemically treated. Simply glide over windows, leaves glass sparkling clear. No heating water, no heavy buckets to carry. No rags, powders, sponges, chemicals. No mess or muss. No red clapped hands. Dust, dirt, grime, fog disappear like magic. Take orders from friends! Earn money.

SAMPLES FOR TRIAL Sample offer sent immediately to all who send name at once. A penny postal will do. **SEND NO MONEY**—just 1654 Bar St., Akron, Ohio your name. **KRISTEE CO.,**

It's a Christmas FAD OF THE MONTH

Selection ^{SIZE} 10" X 16"



★ It's new! Beautiful, original, table center-piece—lovely for all Christmas and holiday occasions. Tree and base of sparkling Styrafoam ("plastic snow," won't melt). Two shimmering aluminum reindeer, glistening, multi-color plastic tree decorations. Complete Kit with illustrated easy directions. Thousands sold, supply limited, act quickly. Immediate mailing.

SEND NO MONEY Only name and address. On arrival, deposit \$1 plus C.O.D. charges. Send \$1 with order and we ship postpaid. Money back if not delighted.

FREE! Holly Wreath Tiny Lapel Pin. Quickly made with our green and red plastics. Sent free to everyone interested in the Fad of the Month Club. No enrollment fee, no dues. Address Nancy Lee, Sec'y, Dept. 29-P, Fad of the Month Club, Inc., Des Moines, Iowa.

there have been as many as two hundred separate alphabets at one time or another, and today about fifty are in use. Ours is the most widely used of them all.

The Egyptians were very progressive. From the papyrus plant they made a sort of paper by putting pieces of it together to form long rolls. At each end of the completed roll was a stick ending in a knob. This arrangement made it convenient to hold the papyrus for reading, and also for storing since it could be rolled up and put away.

After a time animal skins were treated in such a way that they could be written upon. We still refer to diplomas of parchment or vellum as sheepskins! This new material was not

rolled, but folded something like the pages of modern books.

Monasteries in particular made use of these treated skins. For it was within their walls during the Middle Ages that ancient records were copied and thus preserved for posterity. Far more painstakingly than we can imagine monks worked endlessly copying sacred writings. Their manuscripts, some of which are still in existence, almost always had beginning letters enlarged, decorated, colored and called illuminated; sometimes there were dainty designs along the edges of the pages or between the columns of writing.

While monks were still copying records, in France books were being woven of cloth. These were huge cloth pictures, called tapestries, which told stories. They were hung on the walls of castles and in other places.

A method of printing which eventually proved to be very swift was by means of movable metal type. It is generally believed, but not absolutely certain, that Johannes Gutenberg of Germany conceived the idea of metal and movable type. About 1450, when he produced the first printed book, paper had replaced parchment.

Among the books Gutenberg printed was the Bible. Eleven of the copies he made so long ago are now in our country. The money paid for one of them would buy hundreds and hundreds of our ordinary modern books.

As the idea of printing was shared and spread from country to country, better machines were invented for stamping metal type on paper. Eventually a printing press was brought to the New World, the first one, it is said, to Mexico in 1536. And only a few years after the Pilgrims came to America, a Rev. Mr. Glover sailed from England with a printing press for New England. He died before the voyage was over, but his wife carried out his plans. The

I MAKE SHAG RUGS EASILY



... ANY SIZE OR COLOR quickly, easily with my remarkable RUG MAKER. Drapes, bedspreads, unusual fabrics, trim... too. 100 variations So economical, I use scraps of new or old cotton, yarn, rags, string, even old neckties. Send me \$1

for my RUG MAKER. I'll guarantee it really works! MRS. REILLY, 3770 MAIN ST., SAN DIEGO, CALIF.

Brand New ELECTRIC PORTABLE SEWING MACHINE

Full Standard
Size

Special
Price

\$39.90

Plus C.O.D.
and shipping
charges



Guaranteed
for
20 years

LATEST MODEL. Precision-built to insure quiet, smooth operation. Sews forward and backward. Shipped complete with cover, foot control, year's supply of extra needles and round bobbins. Because the quantity of these BRAND NEW electric sewing machines is limited, all orders are shipped in their turn. Write for detailed illustrated description or order yours today with only \$5 deposit, balance C.O.D.

DACO ELECTRIC CO., Dept. 18
12 East Delaware Place, Chicago 11, Ill.

press was set up in the house of the president of Harvard College in Cambridge, Massachusetts.

In those days very few people knew how to read, and almost no one how to print with type. But a workman, Stephen Daye, and his son, who had sailed with the Glovers, got the press to running. This is why the old press, still in existence, is called the Stephen Daye press.

A copy of the Bay Psalm Book, the first book printed on the press in Cambridge, sold a few years ago at auction for \$151,000. However, many very inexpensive volumes have brought happiness which cannot be estimated in terms of dollars. For this day and age there are books to meet every type of need—spiritual, economic, and physical. What a blessing books are!

November Centerpiece

Combine a medium sized pumpkin, acorns, bright ribbon and autumn leaves into a November centerpiece. First varnish or shellac the pumpkin and acorns to give them a lustrous exterior. Attach the acorns to both ends of 10 or 12 varying lengths of very narrow ribbon, and loop these over the pumpkin stem, allowing the acorns to "dangle" where they will. The ribbon should harmonize in color with the leaves and pumpkin, or strike an accentuating note (a bright green would do this). Place the pumpkin on a mat of bright autumn leaves, with a paper mat the same color as the ribbons underneath.

Recreation Hour

Turkey

What part of the turkey is on an airplane?—wing.

What part is on a farm?—crop.

What part is in the band?—drumstick.

What part eats greedily?—gobble.

What part isn't found on a horse?—feathers.

What part doesn't die?—liver.

What part is a long story?—tail.

What part should be kept on the ground?—feet.

What part is the way a duck walks?—wattle.

What part, if made of rubber, would cause you to stare?—neck.

THANKFUL—To play this game players sit in a circle and name their blessings. The first time around they must mention something which begins with the letter T, the second time with H, the third with A, and so on. No duplicates are allowed. For a longer playing time, use **THANKFULNESS** or **THANKSGIVING TIME**.

ENJOY AN INDEPENDENT INCOME

Women learn watch repairing. Well paid, skilled trade can be learned in spare time. Earn while you learn. Ideal for part time work. Information free. Address Dept. B-46.

**AMERICAN INSTITUTE OF
SPECIALIZED WATCH REPAIR**
1014 Franklin Street S.E. Grand Rapids 7, Mich.

BIG MONEY

ASSEMBLE METALLIC

LAPEL PINS

NO SEWING

MEN and WOMEN

Amazing Big Profits at home. Fascinating hobby. Assemble Original Love Birds made from jewel-toned sequin strips. Easy directions — No skill required — weave 10-12 pins per hour — sell for \$2.50 or more. **SPECIAL INTRODUCTORY KIT** includes one **ASSEMBLED LOVE BIRD**, directions, supplies and pre-cut material for **SIX ADDITIONAL LOVE BIRDS**. Sell these for \$15 profit. Send only \$1. **MONEY BACK GUARANTEE**. Order now for fast easy profits. Write for **FREE CATALOG**.

\$1.00

MASON'S

Great Neck 51, N. Y.

With The Cooks



Pecan Fingers

- 1/2 cup butter and 1/2 cup shortening (all shortening may be used)
- 1/2 cup brown sugar
- 1/4 cup powdered sugar
- 1 teaspoon vanilla
- 1 tablespoon water
- 2 cups flour
- 1/2 teaspoon salt

2 cups pecans, chopped or ground coarsely

Cream shortening and brown sugar. Add vanilla and water, then add flour, salt and ground nuts. Chill about 1 hour in the refrigerator. Form into small balls about the size of a finger. Bake on greased cookie sheet in 250 degree oven for about 30 minutes or until golden brown. Roll in powdered sugar while still warm. This makes about 3 dozen.

M. Francella
South Dakota



GIVEN 20 PIECES
Exquisite 20 PC. SET OF DISHES, large size, every piece perfect. Exp. collect. America's Grand Prize offer FOR SELLING ONLY 40 LOVELY XMAS CARDS. Sell on sight at 10c ea. Amazing gifts for selling 20 cards. Send No Money—Write Today. GUARANTY SALES, Dept. 10, LANCASTER PA.

A layer of fine cotton material, placed in the fold of rayon material in which buttonholes are to be made, will insure neater results.

EXQUISITE Salt & Peppers



the pair \$2.50

Postage and Fed. Tax Included

REPLACEMENT OR A REFUND OF MONEY
Guaranteed by
Good Housekeeping
IF NOT AS ADVERTISED THEREIN

Pat. Pend.

Actual Size
is 4" Long

Fleurettes for TABLE CHARM

These exquisite heavily silver-plated salt and pepper shakers will add individuality to your table and their captivating beauty will compliment you as the perfect hostess. Superbly designed and delicately detailed for traditional or modern table settings. An impressive gift that's really new and smartly different; handsomely gift-boxed. You'll be proud to own or give Fleurettes.

Send Check or Money Order to:

Sawyer
industries inc.

1518 Congress Bldg.
Dept. WK
Miami, Florida

Ice Box Fruit Cake

Crush fine the contents of a large box of graham crackers—about 66.

Cut up 1 package marshmallows—30-32.

Add 1 cup orange juice and the juice from two bottles maraschino cherries and let stand to dissolve marshmallows.

Add 2 teaspoons cinnamon and 1 teaspoon nutmeg to crumbs.

Add 1 package seedless raisins.

1 package currants

1 jar (about 9 oz.) mixed fruit cake fruit

Cut fine and add contents of:

1 large bottle red cherries

1 small bottle green cherries

1 package candied lemon peel or other fruit

1 cup figs

1 package dates

Method:

Mix fruits and crumbs well. Add marshmallows and liquid; continue mixing, using hands if necessary; pack into pan lined with heavy wax paper.

Tube pan is nice. Press down firmly.

Decorate top with pecan halves.

Nuts may be used with fruit if desired, and other dried fruits may be added.

This will make a 6-pound cake at a cost of less than 40c per pound.

Place in refrigerator or cool place for at least a week; if kept covered and cool, will keep indefinitely.

Fruit Salad Dressing

Juice from a No. 2½ can of pineapple

2 eggs

2 level teaspoons flour

1 tablespoon butter

¼ cup sugar

Melt butter and stir in flour and sugar, then pineapple juice and beaten eggs. Cook in double boiler and cool before serving on fruit or jello salads. Whipped cream may be added if desired.

Arlene Schantz
Ohio

WHICH DO YOU WANT?

Better Digestion
Restful Sleep

Normal Elimination
Strong Healthy Teeth

Then Stop Throwing Away Precious Vitamins and Minerals in Your Food



**MAKE MEALS
WITH A
VITA-MIX
and
DRINK YOUR
WAY TO
HEALTH**

The Only Machine
with Stainless Steel
Bowl and
Bakelite Handle

In preparing food the ordinary way, you peel off and throw away those vitamin and mineral filled parts which are so essential to good health. With the Vita-Mix you keep ALL the natural health-giving food value. That's why you can literally drink your way to health with the Vita-Mix. Completely liquefies, whips, chops, emulsifies all fruits and vegetables into rangy, appetizing drinks. Leaves no pulp. No cooking, juicing or peeling of rinds necessary. Easy to sterilize.

LOOK WHAT VITA-MIX DOES

Makes health drinks in 1 to 4 minutes, makes soup without boiling in 3 minutes, makes cake batter ready for oven in 3 minutes, chops whole grain into flour in 1 to 4 minutes, chops vegetable salad in 5 seconds. Many other uses. Fully guaranteed for one year. No dealers, low direct-to-you-price.

**\$29.95 GET THESE 2 GIFTS
If You Order NOW**



Electrical Grill and
Toaster . . . worth \$9.95

Toasts perfectly two sandwiches at a time. Makes preparing meals lots easier.

Vita Miracle Recipe Book worth..... .55

Shows you how to make 533 delicious dishes and drinks with your Vita Mix.

VITA-MIXworth 39.95

You Pay \$29.95 for a value of \$50.45

MAIL COUPON NOW!

NATURAL FOOD INSTITUTE
Dept., WB-11, Olmsted Falls, Ohio

Enclosed is \$29.95. Send me, postpaid, one Vita-Mix, the gift grill and recipe book, a value of \$50.45.

NAME.....

ADDRESS.....

CITY.....STATE.....



If you have questions about any aspect of gardening, whether they involve flowers, vegetables or house plants, send them to The WORKBASKET. Each month one of the nation's leading gardening experts, C. L. Quear, will answer those questions which are considered to be of the most general interest. We cannot undertake to answer individual questions by mail nor can we enter into any sort of correspondence about questions submitted. If the answer to your question doesn't appear immediately, don't be impatient. It, or a question similar to it, may be answered later. Address all questions to Flower and Garden Forum, The WORKBASKET, 24th and Burlington, Kansas City 16, Missouri. Write legibly or typewrite your questions and be sure to include your full name and address. Do not enclose money or correspondence relating to other subjects, such as subscriptions, as these letters will be handled by a special department.

How may I keep a potted hydrangea? It was planted outside and is growing nicely.—Mrs. J. N., Ohio.

In spring a potted hydrangea from the greenhouse should be cut back to a height of three or four inches and planted, pot and all, outdoors, in partial shade. In the fall the plant should be kept on the dry side so that the wood will gradually ripen and before freezing weather it should be stored in a cool place. A deep coldframe or a bulb cellar is ideal. By January 1 the plant will be completely dormant and can be brought into the heat and light and started. It will put out new leaves and grow rapidly and each terminal bud formed the summer before should produce a fine bloom in early spring. If preferred the plant may be left stored until early spring and replanted outdoors where it will soon come into bloom. If the plant must be left in the ground over winter then the terminal

buds must be protected from freezing. The plant will live from year to year without protection but the buds cannot withstand freezing.

Buds form on my gardenia plant but drop off. What can I do to make it bloom?—Mrs. B. D., Illinois.


Frequent overhead watering after the buds are set may cause gardenia buds to drop, but the lack of sunlight is the chief cause of this difficulty. With a uniform temperature of 60 to 62 degrees, good light and high humidity the chances of bud drop are slight.

Will you tell me how to make African violets bloom? I have beautiful plants but they refuse to bloom.—Mrs. I. F. L., Indiana.

Cyclamen mites infest violets and cause the flowers to be malformed or cause the buds to drop almost as soon as they are formed. An infestation of

(Continued on Page 30)

TREMENDOUS BARGAIN OFFER TO OUR WORKBASKET FRIENDS ONLY



a whole GARDEN ENCYCLOPEDIA in itself

More than 750 pages, brimful of gardening secrets to make your garden more beautiful, more admired, than ever before.

A full year's Charter Subscription to AMERICA'S NEWEST HOME GARDEN MAGAZINE

GARDEN

and the Gardeners' Chronicle

\$1

AT THE UNBELIEVABLE LOW PRICE OF ONLY

Wouldn't it be grand to have the postman walk up to your door and hand you the first copy of America's newest, most helpful home gardening magazine! Well, there's no one we'd like more to have it. We're reserving a copy of GARDEN'S wonderful first issue for you and every one of our valued Workbasket friends. So, if you return the special Charter Subscription coupon right away, you can be the first in your neighborhood to see this exciting new garden magazine.

Never Before A Magazine Like GARDEN!

In each complete 132-page issue you get the benefit of all the skill and knowledge you need to make your garden the envy of your neighbors. If you're a beginning home gardener, you can have a good-looking, professional-appearing garden in the space of one short growing season. If you're a more advanced gardener, with GARDEN'S help you can do twice as much with the same time and money, and enjoy all the pleasure and relaxation your garden can give you.

Everything You Need to Know!

GARDEN is your complete guide for lawn care... home fruits... vegetables... trees... shrubs... evergreens... rock gardens... water gardens... greenhouse plants... naturalized plantings... all your favorite garden flowers. Thick, easy-to-read issues bulge with garden facts and pictures - charts, diagrams, drawings, photographs - that are sure to make GARDEN your favorite magazine. Even during the cold winter months, you'll spend some of your happiest hours with GARDEN, planning for the Spring and your loveliest garden yet.

Big Savings

By becoming a Charter Subscriber to GARDEN now, you get the benefit of our bargain rate of only \$1 for a whole year's subscription. That's just one-third the cost of other leading garden magazines. And you get the most enjoyable, practical and up-to-date garden help you've ever received. Tear or cut out the coupon and return it with \$1 today. We'll rush your first issue of GARDEN immediately and put your name on the mailing list so that you can enjoy this fine publication for a full year.

YOUR LOVELY GARDEN is sure to be the talk of your friends

WONDERFULLY CLEAR, STEP-BY-STEP ARTICLES LIKE THESE SHOW YOU EXACTLY WHAT TO DO

- Success With Your Roses... Enjoy A Rock Garden... How to Make An Indoor Garden
- ... Make African Violets Your Hobby... Plants for Small Gardens... How to Have Colorful Bloom All Season... Miniature Roses - Gems of Your Garden... Chrysanthemums Are Easy... Plants for Cheerful Windows... The ABC's of a Good Lawn... How to Know the Wild Flowers... A Child's Garden of Her Own... Garden Checklist: Things to Do in Your Area... Humus - For Free!... Quick Growing Bulbs for Fall Gardens... A Pleasant Climber for Your Indoor Garden... Landlubbers Among the Lathyrus... Plants for Rock Margined Pools... Garden Shopping Center... Everyman's Garden... How to Plant Native Shrubs... Take Pride in Your Perennial Garden... Peonies for the South... What You Need to Know About Dahlias... The Glorious Glads... Flowers for Fragrance... How to Rid Your Garden of Insect Pests... Daffodils Are Fun... Lime for Garden Health... Happy House Plants... Good Eating From Your Own Berry Patch... Make Your Cut Flowers Live Longer... Turn to Tulips for Spring Beauty - and many, many others.

"EXACTLY WHAT WE'VE NEEDED"

"Delighted to subscribe to your new magazine. Have always wanted a garden magazine that wasn't fancy or technical, and could help an average housewife like me to have a successful garden."

- Mrs. S. W., Salina, Kansas

"Here's my subscription. Sounds like the kind of down-to-earth garden magazine I need. I'm sure it will make a big difference in my garden."

- Mrs. R. B., Hyattsville, Md.

THE PERFECT CHRISTMAS GIFT FOR YOUR HOME GARDENER FRIENDS

Your friends and relatives who enjoy gardening will thank you over and over for entering gift subscriptions for them. And where else could you get such big value for so little money! Simply send their names in on a separate sheet of paper, with \$1 for each gift subscription. We'll send Christmas cards for you too!

CLIP AND MAIL THIS VALUABLE COUPON NOW

GARDEN, 432 Fourth Ave., New York 16, N. Y.

Please enter my subscription for a full year at the special price of \$1, and put my first issue in the mail at once.

Name.....

Address.....

Town or RFD..... Zone..... State.....

W

(Continued from Page 28)

thrips causes buds to drop. Either pest may influence blooming and should be controlled by proper spray solutions. If a plant has too many leaves, pulling some of the center ones out will encourage blooming. They bloom best when not allowed to grow too thick. Increasing the light may encourage blooming. The light intensity should be just strong enough to cast a faint shadow from an object held over the plant, for ideal summer growth. In mid-winter they can take full morning or evening sun. Overwatering will prevent blooms from forming. Use warm water, increase light intensity, and decrease the amount of water to make plants that are healthy and vigorous come into bloom.

How do you start pansies in a hot-bed so that they are ready for early spring transplanting?—Mrs. C. M., Ohio.

Pansy seed should be sown thinly in a seed flat or a seed bed in the early fall, about the time the fall rains start. After they are well up they should be transplanted to the cold frame about three inches apart. The sash should be kept open on sunny days until winter. Then the sash should be closed and in early spring, as soon as the frost is out of the ground, the plants will be ready to transplant to the ground. Pansy plants may be transplanted into the cold frame any time from early fall until Thanksgiving.

When is the right time to slip geraniums so that they will bloom in the winter?—Mrs. E. K., Illinois.

Geraniums should be propagated from cuttings in the late fall. Any heavy tip growth three or four inches long may be taken and will make a good cutting. Potted, watered heavily once, and run dry thereafter the cutting will soon root if kept in a warm

place. Geraniums as a group do not bloom well in the winter. The light intensity is insufficient. Some varieties bloom better than others under the shortened day but since blooming habits are directly linked with light intensity little can be accomplished by cultural practices. Give the geraniums all the light possible for winter bloom. Some varieties bloom better than others under winter conditions. Select varieties such as apple blossom or painted lady or take cuttings from plants that have in the past bloomed for you fairly well in the winter.

My garden is infested with large soft snails. How can I get rid of them?—Mrs. E. F. H., Maine.

The large soft snails, or slugs, are easily poisoned. In the evening during warm damp weather scatter a poison bran containing tri-calcium arsenate, such as Bait-m, around the infested grounds. The next morning the ground will be littered with dead slugs. Repeat the application two or three times during the summer.

Please tell me something about African violets. In what window should they be placed? How should they be watered? What about soil?—Mrs. M. I., Michigan.

African violets should be placed near a window shaded so that when the hand is held between the source of light and the plant at midday a very faint shadow will be cast on the plants. Their watery foliage cannot stand the direct rays of the sun. Water with warm water, almost hot, and water the plants in any manner so you keep the leaves dry. After watering, surplus water should be drained away. Water should never be allowed to stand for any length of time around the roots. The plants should be potted in a soil composed of one-third peat moss, one-third leaf mould and one-third turfy loam.

Aunt Ellen's

NEEDLEWORK AND NOVELTY GIFTS



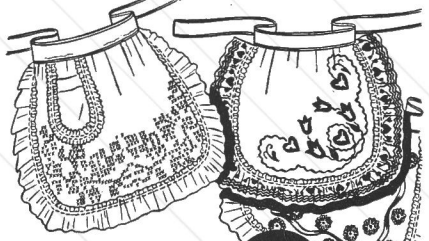
\$1.47
LIMIT
2
Pr.

15 PIECE GIFT-MAKER

\$1 SET
Limit
2
Sets

Look at this terrific buy! Bigger gift items such as chair sets, unusual party place mats, vanity set and "His" and "Hers" panholders. All stamped on fine White Needlework Cotton for the loveliest embroidery work. A delightful gift-making set to make wonderful wanted gifts. Use the convenient order form below or your regular catalog order blank.

36W 1197—Fifteen Piece Gift-Maker Set.....\$1.00



THREE PLASTIC PARTY APRONS

\$1.98 SET
Hand
Painted

The most delightful gift notion you've ever had. A wonderful trio of plastic aprons, already sewn and hand-printed with these exquisite designs, at a "believe-it-or-not!" low price.

35W 1054—Three Plastic Apron Set.....Only, \$1.98



TINY FLAT IRON SALT AND PEPPERS

35W 1047
Now it's here! The gift you've wanted.
Only.....\$1.00



POWDER DOLLS

35W 1050
Clever plastic dolls with yarn kit for boy or girl.
Kit.....Ea. \$1.00



ORCHID CORSAGE

35W 1027
Pin this on for dramatic wear. Easy to make.
Kit.....\$1.00

EXTRA

PILLOW CASES WITH MATCHING SETS

Delightful cross stitch embroidery designs, exclusive with Aunt Ellen Studios, stamped on 42x36-inch firm-weave, high count, snow-white cotton sheeting for long and luxurious wear. A perfect gift item when matched with the lovely 5-piece companion sets to complete the set. What could be nicer than a pair of cases with 2 scarfs and 3-piece vanity? Stamped for embroidery.

- (A) 14W 0407—42x36" SheetingPr., \$1.47
- 15W 0512—Matching 5-Piece SetEa., \$1.00
- (B) 14W 0409—42x36" SheetingPr., \$1.47
- 15W 0513—Matching 5-Piece SetEa., \$1.00



STORK EMBROIDERY 198 SCISSORS

35W 1093
A fine embroidery scissors made by Clous.
Each.....\$1.98



CHAIR SET 37c

27W 876
Now it's at a new low price. A chair set gift.
Stamped.....37c



THREE PANHOLDERS

5W 121
See these clever Smiling Flower Face Panholders.
Kit.....45c

FOUND 12 DELIGHTFULLY NOVEL TREASURE CHEST GIFTS

MODERN HANDCRAFT, INC., Dept. 728
2401 BURLINGTON, KANSAS CITY 16, MO.

PAYMENT ENCLOSED (Add 30c Postage and Handling) SEND C.O.D. (\$1.00 Deposit Enclosed)

PLEASE SEND ITEMS CHECKED

36W 1197	\$1.00	35W 1047	\$1.00
14W 0407	\$1.47	35W 1050	\$1.00
15W 0512	\$1.00	35W 1027	\$1.00
14W 0409	\$1.47	35W 1093	\$1.98
15W 0513	\$1.00	27W 876	37c
35W 1054	\$1.98	5W 121	45c

NAME _____ PLEASE PRINT
ADDRESS _____
CITY _____ STATE _____

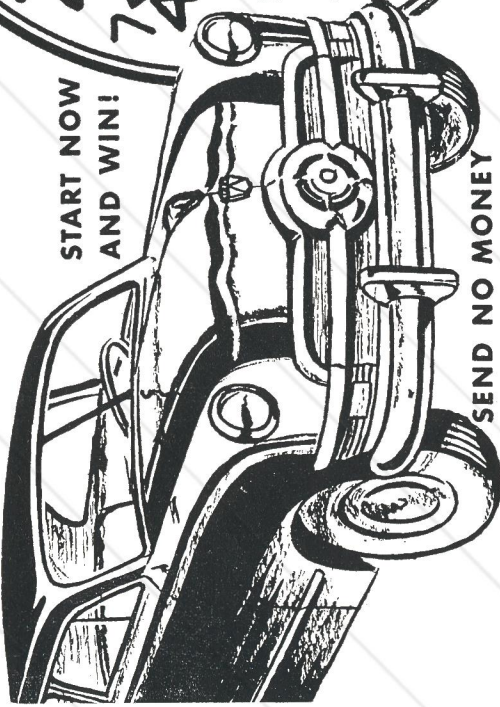
SATISFACTION GUARANTEED!

MODERN HANDCRAFT, INC.
DEPT. 728 KANSAS CITY 16, MO.

Win \$350

**PLUS
AN EXTRA \$50.00
IF YOU ARE PROMPT
AND WIN FIRST PRIZE**

**HOW MANY MILES
ON THIS SPEEDOMETER?**




**START NOW
AND WIN!**

SEND NO MONEY

COUNT THE MILES

At the right is an outline drawing of an automobile speedometer. How many miles has this new 1950 automobile traveled? See if you can add all of the numbers in the outline drawing. Each number is complete in itself. The total of all the numbers represents the number of miles. The numbers range from 2 to 9. Add each number separately as if one stood above another in a single column. When you have added these numbers, rush your answer right away along with your name and address.

- RULES**
1. The drawing of the automobile speedometer is an outline drawing and is filled with numbers. Get busy right away. Add all of the numbers within the drawing to find how many miles the automobile has traveled. Send your answer right away. Each number is complete in itself. Numbers range from 2 to 9. There are no ones or zeros in the drawing. The tops of the 6's are curved and open. The bottoms of the 9's are straight—no numbers are upside down. Thus you can easily tell exactly what each number is.
 2. This puzzle requires patience and skill, and remember each number stands alone and must be added separately. For example, 2, 3, 5 and 9 are to be counted 2 plus 3 plus 5 plus 9, total 19, and is not two thousand three hundred and fifty-nine. In other words simply add each number as if one stood above the other in a single column. That's all there is to it, but like a good many other things it is not as easy as it looks.
 3. This puzzle requires patience, skill and accuracy. If you have the patience to try it, rush your answer right away and you may ultimately win \$350.00 in cash plus an extra \$50.00 if you are prompt. The thing to do right now is to get your pencil and paper and start immediately. Then rush your answer at once.
 4. **TIES**—Since this is a large contest covering the Continental United States and Canada, ties are anticipated and the winners will be determined by the best answers to a tie-breaker puzzle or puzzles of mathematical skill not to exceed five in number. In the tie-breaker puzzle or puzzles, it will be necessary to add a certain number of figures following a crossword-like path to determine the largest total. In the first tie-breaker puzzle, the path will contain sixty numbers. In the event additional tie-breakers are necessary, which is likely, the paths will be longer and more difficult. On tie-breakers, one, two and three (if we have to use them) the tied contestants will be allowed 10 days from the date we mail to return their solutions; tie-breaker puzzles four and five (if used) will be sent by registered mail and 48 hours will be allowed for solution. Receipt of tie-breaker mail and postmark on return will determine the time used by contestant. Illustrations of the right and wrong way to work tie-breakers will accompany each tie-breaker puzzle. In case there are still ties after the fifth tie-breaker puzzle for the first prize or any of the other prizes, duplicate prizes will be paid. Decision of the judges is final.
 5. At no time in this contest of skill will there be any rhymes, jingles or essays to write. This contest is confined only to persons living in the Continental United States and Canada. No members of the Booker T. Washington Birthplace Memorial, members of their families or members of the armed forces are eligible to participate.
 6. Answers in order to be eligible to win must be postmarked on or before midnight, December 12, 1950. If you are declared the first-prize winner, in order to win the \$350.00 extra for promptness your answer must be postmarked on or before midnight of the date shown in the box at the right. So, hurry, send your answer today.



Here is a brand

new, fascinating

contest of skill which

gives you the opportunity to win \$350.00 in cash plus an extra \$50.00 for promptness. \$350.00 to the first prize-winner and there is nothing on your part to buy and nothing to sell. There is no obligation whatsoever on your part. There are no tricks or illusions. You merely add all of the numbers shown within the outline drawing of the speedometer in this new 1950 automobile. The total of all the numbers shown represents the number of miles the automobile has traveled. Your first step is to take pencil and paper and carefully add the numbers. Then, if you are the ultimate first-prize winner according to the rules and have been prompt, you will receive a total of \$400.00 in cash. Read the rules carefully.

CAN YOU USE \$400.00 RIGHT NOW?

If you could use this big cash prize and probably have a lot of fun at the same time, then rush your answer to us quick. That's the first step toward winning in this prize contest. Then if you are the ultimate winner according to the rules, you will receive \$400.00 in cash provided

REMEMBER, THERE IS NOTHING TO BUY AND NOTHING TO SELL.

SEND NO MONEY BUT RUSH ANSWER NOW TO QUALIFY FOR PROMPTNESS PRIZE

Do not send any money whatsoever with your answer to this puzzle. There is no obligation on your part but, remember, your answer must be postmarked on or before midnight, December 12, 1950 which is the closing date. It is important to hurry, send your answer immediately—right away. Remember, you are to send no money in this Booker T. Washington Birthplace Memorial Contest. No money is required in this contest, but when your answer is received you will be given the opportunity, if you desire, to enter a big contest where you may win up to \$3,500.00 in cash. Full details will be sent to you when your answer is received. The big contest will be similar to this announcement contest but will be more difficult, and in the big contest, a donation of not less than \$3 will be required from all who enter. Donations will be made to the Booker T. Washington Birthplace Memorial, established in 1946 as a non-profit organization under the laws of the Commonwealth of Virginia to make possible the Service Memorial to help perpetuate the ideals and teachings of Booker T. Washington. It is not necessary that you enter the larger contest in order to win the \$400.00 prize in this contest. The thing for you to do right now is to rush your answer to the puzzle. Send no money. Hurry, be sure to mail your answer on or before the promptness date shown at the left. Hurry, write your answer and mail it right away

BE PROMPT. In order to be eligible for the \$50.00 extra for promptness if you are the first-prize winner, your answer must be postmarked on or before

November 30, 1950

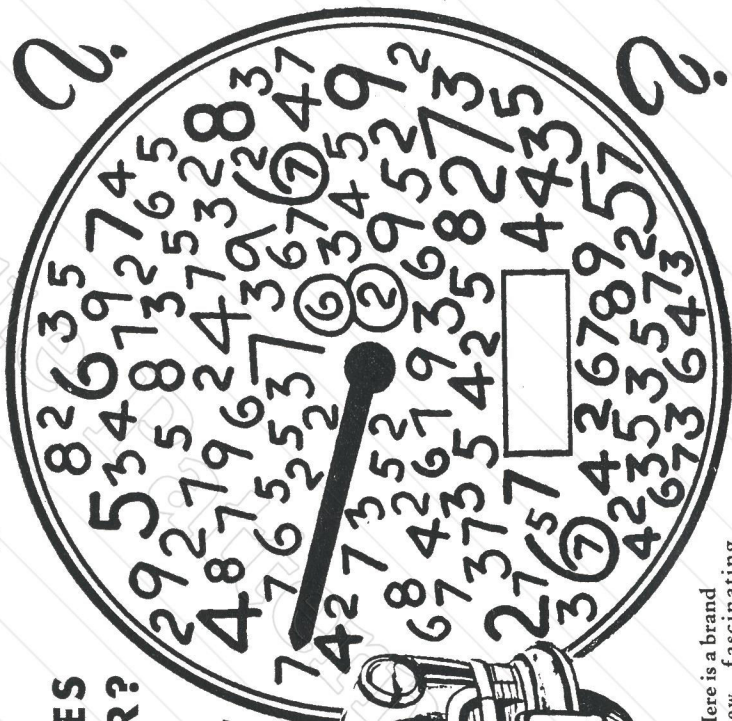
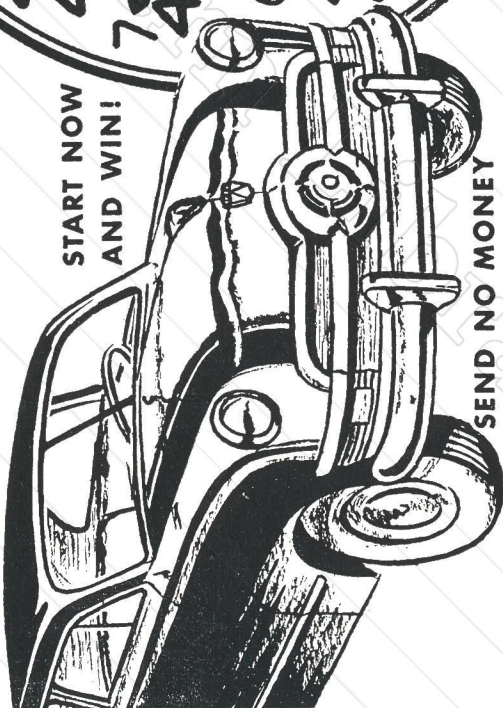
**S. J. PHILLIPS, DEPT. 1 B
BOOKER WASHINGTON BIRTHPLACE, VA.**

Win \$350

PLUS
AN EXTRA \$50.00
IF YOU ARE PROMPT
AND WIN FIRST PRIZE

HOW MANY MILES ON THIS SPEEDOMETER?

START NOW
AND WIN!



Here is a brand
new, fascinating
contest of skill which

COUNT THE MILES

At the right is an outline drawing of an automobile speedometer.

SEND NO MONEY

How many miles has this new 1950 automobile traveled? See if you can add all the numbers in the outline drawing. Each number is complete in itself. The total of all the numbers represents the number of miles. The numbers range from 2 to 9. Add each number separately as if one stood above another in a single column. When you have added these numbers, rush your answer right away along with your name and address.

RULES
1.—The drawing of the automobile speedometer is an outline drawing and is filled with numbers. Get busy right away. Add all of the numbers within the drawing to find how many miles the automobile has traveled. Send your answer right away. Each number is complete in itself. Numbers range from 2 to 9. There are no ones or zeros in the drawing. The tops of the 6's are curved and open. The bottoms of the 9's are straight—no numbers are upside down. Thus you can easily tell exactly what each number is.

2.—This puzzle requires patience and skill, and remember each number stands alone and must be added separately. For example, 2, 3, 5 and 9 are to be counted 2 plus 3 plus 5 plus 9, total 19, and is not two thousand three hundred and fifty-nine. In other words simply add each number as if one stood above the other in a single column. That's all there is to it, but like a good many other things it is not as easy as it looks.

3.—This puzzle requires patience, skill and accuracy. If you have the patience to try it, rush your answer right away and you may ultimately win \$350.00 in cash plus an extra \$50.00 if you are prompt. The thing to do right now is to get your pencil and paper and start immediately. Then rush your answer at once.

4.—TIES—Since this is a large contest covering the Continental United States and Canada, ties are anticipated and the winners will be determined by the best answers to a tie-breaker puzzle or puzzles of mathematical skill not to exceed five in number. In the tie-breaker puzzle or puzzles, it will be necessary to add a certain number of figures following a crossword-like path to determine the largest total. In the first tie-breaker puzzle, the path will contain sixty numbers. In the event additional tie-breakers are necessary, which is likely, the paths will be longer and more difficult. On tie-breakers, one, two and three (if we have to use them) the tied contestants will be allowed 10 days from the date we mail to return their solutions; tie-breaker puzzles four and five (if used) will be sent by registered mail and 48 hours will be allowed for solution. Receipt of tie-breaker and postmark on return will determine the time used by contestant. Illustrations of the right and wrong way to work tie-breakers will accompany each tie-breaker puzzle. In case there are still ties after the fifth tie-breaker puzzle for the first prize or any of the other prizes, duplicate prizes will be paid. Decision of the judges is final.

5.—At no time in this contest of skill will there be any rhymes, jingles or essays to write. This contest is confined only to persons living in the Continental United States and Canada. No members of their families or members of the armed forces are eligible to participate. 6.—Answers in order to be eligible to win must be postmarked on or before midnight, December 12, 1950. If you are declared the first-prize winner, in order to win the \$50.00 extra for promptness your answer must be postmarked on or before midnight of the date shown in the box at the right. So, hurry, send your answer today.

gives you the opportunity to win \$350.00 in cash plus an extra \$50.00 for promptness. \$350.00 to the first prize-winner and there is nothing on your part to buy and nothing to sell. There is no obligation whatsoever on your part. There are no tricks or illusions. You merely add all of the numbers shown within the outline drawing of the speedometer in this new 1950 automobile. The total of all the numbers shown represents the number of miles the automobile has traveled. Your first step is to take pencil and paper and carefully add the numbers. Then, if you are the ultimate first-prize winner according to the rules and have been prompt, you will receive a total of \$400.00 in cash. Read the rules carefully.

CAN YOU USE \$400.00 RIGHT NOW?

If you could use this big cash prize and probably have a lot of fun at the same time, then rush your answer to us quick. That's the first step toward winning in this prize contest. Then if you are the ultimate winner according to the rules, you will receive \$400.00 in cash provided

REMEMBER, THERE IS NOTHING TO BUY AND NOTHING TO SELL.

SEND NO MONEY BUT RUSH ANSWER NOW TO QUALIFY FOR PROMPTNESS PRIZE

Do not send any money whatsoever with your answer to this puzzle. There is no obligation on your part but, remember, your answer must be postmarked on or before midnight, December 12, 1950 which is the closing date. It is important to hurry, send your answer immediately—right away. Remember, you are to send no money in this Booker T. Washington Birthplace Memorial Contest, but money is required in this contest, when your answer is received you will be given the opportunity, if you desire, to

enter a big contest where you may win up to \$3,500.00 in cash. Full details will be sent to you when your answer is received. The big contest will be similar to this announcement contest but will be more difficult, and in the big contest, a donation of not less than \$3 will be required from all who enter. Donations will be made to the Booker T. Washington Birthplace Memorial, established in 1946 as a non-profit organization under the laws of the Commonwealth of Virginia to make possible the Service Memorial to help perpetuate the ideals and teachings of Booker T. Washington. It is not necessary that you enter the larger contest in order to win the \$400.00 prize in this contest. The thing for you to do right now is to rush your answer to the puzzle. Send no money. Hurry, be sure to mail your answer on or before the promptness date shown at the left. Hurry, write your answer and mail it right away

BE PROMPT. In order to be eligible for the \$50.00 extra for promptness if you are the first-prize winner, your answer must be postmarked on or before

November 30, 1950

**S. J. PHILLIPS, DEPT. 1 B
BOOKER WASHINGTON BIRTHPLACE, VA.**

Pan Holder Set

These three attractive pan holders and rack would make an ideal gift or bazaar item. Daisy Mercerized Crochet Thread, size 20, in colors was used to make each pan holder and rack; use a size 7 crochet hook. Each has a bone ring for fastening. Any desired colors other than those suggested, may be used.

Abbreviations: Ch (chain); st (stitch); sl st (slip stitch); lps (loops); sk (skip); sc (single crochet); hdc (half double crochet)—thread over as for a dc, insert hook in st and pull lp through (3 lps on hook), thread over

WEAVERS Write for low prices — carpet warp, rug filler, looms, parts, inexpensive beam counter. If you have a loom, give make and width, please.

OR. RUG COMPANY

Dept. NO47 Lima, Ohio

WHY DON'T YOU WRITE?

Writing short stories, articles on children's activities, homemaking, hobbies, travel, local club and church activities, etc., will enable you to earn extra money. In your own home, on your own time, the New York Copy Desk Method teaches you how to write the way newspaper women learn — by writing. Our unique "Writing Aptitude Test" tells whether you possess the fundamental qualities essential to successful writing. You'll enjoy this test. Write for it, without cost or obligation.

VETERANS: Course approved for Veterans' Training
NEWSPAPER INSTITUTE OF AMERICA
Suite 5340-T, One Park Ave., New York 16, N.Y.



for over 40 years

Spun in our own mill
Write for
FREE SAMPLE CARD
CLIVEDEN YARNS

717 Arch St. Phila. 6, Pa.

Thrilling Work COLORING PHOTOS at Home

Fascinating hobby and vocation learned at home by average man or woman who is artistically inclined. Work full or spare time. Modern method brings out natural, life-like colors. Many have earned while learning.

FREE BOOKLET tells how to get started doing this delightful home work for photographers, stores, individuals, and friends. *Send today for your copy. No obligation.*

EASY TO LEARN

NATIONAL PHOTO COLORING SCHOOL
1315 S. Michigan Ave., Dept. 1528 Chicago 5, Ill.



and pull through all lps on hook; dc (double crochet); rnd (round); p (picot).

RACK—You will need about 120 yards of light blue, 95 yards ecru and 16 yards yellow; 3 screw hooks; 7 dress snaps.

With ecru, ch 73, sk last 4 sts, dc in each of next 6 sts, * holding the final 2 lps of last dc on hook, draw blue through these 2 lps, completing dc. Then with blue and working over ecru, dc in each of next 7 sts, draw ecru up taut and through the final 2 lps of 7th dc. With ecru and working over blue, dc in each of next 7 sts. Repeat from * to end of ch, making 5 sections of each color, alternated. At all times work over thread not in use, covering it up and carrying it along.

Row 2: Still in blue, ch 3, turn, sk last dc, dc in each of next 6 dc, * join ecru and work 7 dc, join blue and work 7 dc, repeat from * to end of row.

Row 3: Join blue through last ecru dc, ch 3, turn, sk last dc, 6 dc, (join ecru and make 7 dc, join blue and make 7 dc) repeated to end of row.

Row 4: Still in ecru, ch 3, turn, sk last dc, dc in each of next 6 dc, (join blue and make 7 dc, join ecru and make 7 dc) repeated to end of row.

Row 5: Join ecru through last blue dc, ch 3, turn, sk last dc, dc in each of next 6 dcs, (join blue and make 7 dc, join ecru and make 7 dc) repeated to end of row.

Beginning with row 2, repeat last 4 rows until there are about 52 rows from beginning, or until band is about 10 inches long. Then with blue, work a row of dc closely down one long side of band; fasten off.

Stretch and pin band into true shape, right-side-down on a padded ironing board and press through a damp cloth.

Fold band lengthwise, lap the final row of dc's halfway over the first row of squares on opposite side of band. Sew snaps along this lap and fasten. Press this piece flat with the lap lengthwise of center of back. Close ends by whipping back and front together—thus a flat casing is formed with the opening lengthwise of back.

Cord—Take 6 strands each of blue and yellow about $2\frac{2}{3}$ yards long. Twist strands tightly, double the twisted strands, now give them a second twist in the opposite direction. Wind and tie a strand of thread close to cut end. Beginning at one end, wind cord around in a flat coil, tack close together at back, until coil is about $1\frac{3}{4}$ inches in diameter. Make a second coil at other end of cord, winding it in opposite direction. Leave about 10 inches of cord free between coils. Sew a coil at each end of front of rack cover.

Cut a piece of wood or heavy card-

HEMSTITCHER

Hemstitch on any sewing machine with this handy attachment. Does two piece, criss-cross, inlaid, circular and hemstitching for pleats; also tucking, smocking and picoting. Makes rugs, comforters, slippers, etc. out of any material. Easy directions included.



Both for \$1.00

BUTTON HOLER

Makes button holes on your sewing machine instead of by hand. Also darns stockings, sews buttons, zippers; and can be used for quilting. Sew in any direction—front, back or sideways. **SEND NO MONEY**—Merely send your name, address and pay postman \$1.00 plus postage on arrival. Or, send \$1.00 with order, and we mail attachments postage paid. You risk nothing. Satisfaction guaranteed or \$1.00 back.

LELANE CO., Dept. W-110, Box 571, K. C. 10, Mo.

board $\frac{1}{4}$ inch thick, to fit inside the crocheted cover. Screw hooks at equal distances apart across rack between coils of cord. Hang pan holders on hooks.

PIN WHEEL PAN HOLDER—(Fig. 1) 105 yards ecru, 51 yards blue.

In ecru, ch 8, join in first ch with sl st to form a ring. (Ch 4, sc in ring) 11 times, ch 2, 1 hdc in ring.

Rnds 2 and 3: (Ch 4, sc in next ch -4 lp) 11 times, ch 2, 1 hdc in next lp.

Rnd 4: (Ch 4, sc in next lp) 12




Fig. 1

Fig. 3

Fig. 2

times.

Rnd 5: Ch 3, (4 dc over next 4-ch, 1 dc in next sc) repeated around, join with sl st in third ch of ch 3 first made; fasten off. Each rnd on all pan holders is joined in this fashion.

Rnd 6: Join blue in same ch 3, ch 3, dc in same st. (This rnd and all the following rnds are worked in back lp only of sts of previous rnd). * (Dc in each of next 2 dc, 2 dc in next dc) 3 times; ** 2 dc in next dc; repeat from * 4 times and from * to ** once.

Rnd 7: Ch 3, dc in same st, * (dc in each of next 4 dcs, 2 dc in next dc) twice, dc in next dc, holding last 2 lps on hook, draw ecru through these 2 lps completing the dc. Still in ecru and working over blue and starting end of ecru, make 2 dc in next dc, dc in next dc, holding final 2 lps on hook, draw blue up taut and through 2 lps, completing dc. ** Now work over ecru, make 2 dc in next dc. Repeat from * 4 times and from * to **. Join as before. Change from one color to another in this same manner always.

Rnd 8: Ch 3 and working over ecru, dc in same st, * 1 dc in each of next 2 dc, (2 dc in next dc, dc in each of

next 4 dc) twice; join ecru through last 2 lps of final dc. Work over blue, make (2 dc in next dc, dc in next dc) twice, dc in next dc joining blue, ** 2 dc in next dc. Repeat from * 4 times and from * to ** once.

Rnd 9: With blue, ch 3, dc in same st, * dc in each of next 12 dc, join ecru, dc in next dc, 2 dc in next dc, dc in each of next 3 dc, 2 dc in next dc, dc in each of next 2 dc, 2 dc in 1 dc, dc in next dc, join blue, ** 2 dc in next dc. Repeat from * 4 times and from * to ** once.

Rnd 10: With blue, ch 3, dc in same st, * 10 dc, join ecru, 2 dc, 3 dc in next dc, 13 dc, join blue, ** 2 dc in next dc. Repeat from * 4 times and from * to ** once.

Rnd 11: With blue, ch 3, dc in same st, * 8 dc, join ecru, 6 dc, 3 dc in next dc, 14 dc, join blue, ** 2 dc in next dc. Repeat from * 4 times and from * to ** once.

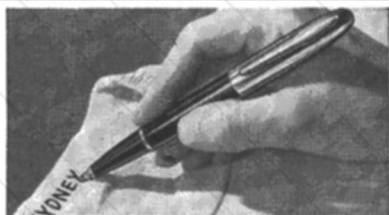
Rnd 12: With blue, ch 3, dc in same st, * 6 dc, join ecru, 10 dc, 3 dc in next dc, 15 dc, join blue, ** 2 dc in next dc. Repeat from * 4 times and from * to ** once.

Rnd 13: With blue, ch 3, dc in same st, * 4 dc, join ecru, 14 dc, 3 dc in next dc, 16 dc, join blue, ** 2 dc in next dc. Repeat from * 4 times and from * to ** once.

Rnd 14: With blue, ch 3, dc in same st, * 2 dc, join ecru, 18 dc, 3 dc in next dc, 17 dc, ** join blue, 2 dc in next dc. Repeat from * 4 times and from * to ** once, fasten off blue.

Row 15: With ecru, ch 3, dc in each of next 22 dc, (3 dc in next dc, 41 dc) repeated around; fasten off.

Row 16: Join blue to middle dc of 3 dc group at one corner, ch 1, * sc in same st, ch 4, sl st in sc for a p, sc in same dc, sc in each dc to middle dc of 3 dc group at next corner. Repeat from * around, fasten off.



CLOTHES MARKER

Easy to write or print with NEW Cartridge Marker. No messy filling—definitely not an ordinary pen. Cartridge contains secret formula fast-color ink. Personalize garments, laundry, etc.; prevent mix-ups and losses. Quickly identify double from single sheets; date-mark linens to check wearing qualities. Can be used on wool, cotton, rayon, leather, etc. Won't blot, smudge, bleed or feather. LABORATORY TESTED . . . resists repeated laundering, cleaning, sun and wear. Eliminates tedious sewing or ironing of tapes.

Complete with extra Cartridge
Additional Cartridges 3 for \$1.00.

\$1.50

Satisfaction Guaranteed. No C.O.D.'s please

ELRON, 156 W. Chicago Ave., Dept. CM-190, Chicago 10

For the back, ch 8 in color or ecru and join a sl st into a ring. Ch 3 (counts as 1 dc), work 11 dc in ring, join with sl st and continue making circle of dc until same size as front section, increasing at regular intervals, to make it lie flat. For additional thickness, line with outing flannel.

Hold the two sections together, matching the points, working through both pieces, with blue in one point, ch 1, sc in same st, ch 4, sl st in sc for a p, sc back in same place, * sc in each dc to next corner or point, (2 sc, p and 1 sc) in corner dc. Repeat from * around, sl st in first ch 1; fasten off.

Join blue to bone ring and fill with sc. Fasten off and sew to one point or corner.

QUILT BLOCK PAN HOLDER
—(Fig. 2) About 105 yards yellow, 90 yards light blue.

Front—Number 1 Square: With blue, ch 27, sk last 4 sts, 1 dc in each of next 11 sts, change to yellow in the same manner as you did on the Pin Wheel pan holder, in yellow, dc in each of remaining 12 ch sts, working over first color.

Row 2: * Ch 3, turn, sk last dc, 1 dc in each of next 11 dc, * change to yellow and dc in each of next 12 sts, ch 3 always to turn (counts as one dc).

Row 3: 11 dcs, change to yellow and work 12 dcs.

Row 4: Same as row 2.

Row 5: 11 dcs, change to yellow and work 12 dcs, join blue in last 2 lps of last dc.

Row 6: With blue, ch 3, turn and work 11 sts, join yellow and work 12 dcs.

Row 7: 11 dcs, join blue and make 12 dcs.

Row 8: 11 dcs, join yellow and make 12 dcs.

Repeat rows 7 and 8. Fasten off both colors. Make 5 of these squares—1 for each corner and 1 for center.

Number 2 Square: With yellow, ch 3, 3 sc in first st.

Row 2: Ch 2, turn, 2 sc in last sc, 1 sc in next sc, 2 sc in next sc.

Row 3: Ch 2, turn, 2 sc in last sc, 1 sc in each of next 3 sc, 2 sc in end sc.

Now... **LARGE WOMEN**
can mold their own
made-to-order fit

Your Reno Patented BRA
ADJUST-O-MAGIC
SIZES 34 to 52 only \$3.95
in cotton broadcloth or rayon satin **NYLON \$4.95**

adjustable strap style (illustrated)

At last... an amazing new invention that will do miracles for the larger-than-average woman! ADJUST-O-MAGIC allows you to mold the youthful bustline you've always admired. You'll feel firm, figure-moulding support, undreamed-of comfort instantly. And because ADJUST-O-MAGIC is patented, you can fashion your own made-to-order fit in a matter of seconds.

Also built-up shoulder style in cotton broadcloth Sizes 38 to 52



NEVER BEFORE IN ONE BRA

- mold the uplift you want
- shape your smooth cup fit
- adjust the support you need
- form the separation you desire
- fashion the plunge you prefer
- adjust your abdomen control

you

ADJUSTABLE STRAP STYLE
COTTON BROADCLOTH \$3.95 Nude, White, Black
RAYON SATIN \$3.95 Nude, White, Blue
NYLON \$4.95 Nude, White, Blue
B CUP, Sizes 34 to 44.
C CUP, Sizes 34 to 46.

BUILT-UP SHOULDER STYLE
Cotton Broadcloth only \$3.95
Nude, White, Black
FULL C CUP, Sizes 38 to 52



CROSS AND CLIP FOR GLAMOUR FIT
HOOK IN FRONT—NO MORE BACK REACHING

FREE 10-DAY TRIAL COUPON

WILCO FASHIONS, Dep't. B583P
45 East 17th Street, New York 3, N. Y.

Please send ADJUST-O-MAGIC longline bra:

ADJUSTABLE STRAP STYLE Bra Size	Cup Size
cotton broadcloth	Color 2nd Col. Choice
at \$3.95	
rayon satin at \$3.95	
nylon at \$4.95	

BUILT-UP SHOULDER STYLE
cotton broadcloth only at \$3.95 Bra Size.....
(C cup only) Color..... 2nd Color Choice.....

NAME

ADDRESS

CITY, STATE

Send C.O.D. I will pay postage

I enclose..... You pay postage

Row 4: (Ch 2, turn, 2 sc in first and last sc of last row, 1 sc in each remaining sc) repeated for 13 more rows.

Row 17: There should be 35 sc in this row, fasten off.

700 NEW BUTTONS

Hundreds of Beautiful DELUXE QUALITY buttons— all colors, designs, and sizes. You can have dozens of "sets" for dresses, etc. These are "left overs" of large manufacturers who make buttons for makers of expensive blouses, dresses, shirts, and other fine garments. Biggest bargain ever offered. \$1 C.O.D. plus postage. SEND NO MONEY. Pay postman. If not pleased, return for money back. Cash orders enclose 10¢ extra for postage and handling. Clip this.

GRANDMA GOODWIN, Dept. 44S2, Girard, Ill.



Learn Shellcraft - It's Fun!
EARN EXTRA MONEY! **BIG**

BEGINNER'S KIT

Learn a fascinating hobby that will earn you extra dollars. Beginner's Kit with material for colorful brooches, earrings, place cards, barrette, etc., instructions, and REAL shell flowers to copy. Biggest kit on the market \$3.50 postpaid.

NEW GIANT CATALOG—Hundreds of kits in shellcraft, dresdenware, sequins, plastics, rhinestones, etc. Send 25¢ today.

SHELART, 3203 6th St. So., St. Petersburg, Fla.

HEAR

Better — or Pay Nothing

Don't let deafness kill the joys of living. Do as hundreds of thousands have done. Let a home trial prove you can even hear a whisper—AND—NO HEARING AID NEED SELL FOR MORE THAN \$75 IN OUR CONSIDERED OPINION. Here's Zenith's amazing guarantee—if any \$200.00 hearing aid, IN YOUR OPINION, outperforms Zenith's tiny, single-unit "Miniature" Hearing Aid in efficiency or economy, your money back—(under our 10-Day Return Privilege)—AND—YOU ARE THE SOLE JUDGE. Only \$75.00 complete, ready to wear. No Receiver Button in the Ear—Device available if hearing loss permits. For authorized Zenith Hearing Aid Dealer in your locality, consult your classified telephone book; or write us for complete coast-to-coast dealer list. Free descriptive literature on request.

Zenith Radio Corporation, Hearing Aid Division
Dept. 11421, 5801 West Dickens Avenue
Chicago 39, Illinois

Makers of World Famous Zenith Radio,
FM and Television Sets

Row 18: Turn and join blue to last sc, ch 1, sc in each of next 33 sc, sl st in end sc. (Ch 2, turn, sk sl st and last sc, 1 sc in each sc to second sc from end of row, sl st in end sc) repeat until there are 16 rows of blue. Ch 2, turn, sk sl st and last sc, sc in next sc, sl st in next sc; fasten off. Make 4 of these squares.

Back—In yellow, ch 65, dc in 7th st from hook, (ch 1, dc in next second ch) 29 times.

Row 2: Ch 4, turn, sk last dc, dc in next dc, (ch 1, dc in next dc) 28 times, ch 1, dc in next second ch st. Repeat this row about 21 times, or until work forms a square; fasten off. Join blue to last dc, ch 3, 4 dc in same corner. Now working down side of square, work (2 dc over next sp, dc in next st) repeated to corner, 5 dc in corner st, (dc over next ch-1, dc in next dc) repeated to corner, 5 dc in corner st; repeat from * around. Join with sl st in first ch 3 made. Ch 3, work around with 1 dc in back lp of each dc, with 5 dc in each corner st. Join to first ch 3 with a sl st and fasten off. Join yellow and repeat last row. This back piece must be the same size as the front.

Sew, single crochet, or slip stitch the front and back pieces together. An inner lining of outing flannel, slightly smaller than the completed piece may be used if desired. Cover bone ring with single crochet and sew to top corner of holder.

WHIRLING WHEEL PAN HOLDER—(Fig. 3) About 126 yards cream, 30 yards light blue and 24 yards yellow.

With cream, ch 5, making first st 3 times usual size.

Rnd 1: 17 dc in long st, sl st in fourth ch made; fasten off. Work all the following rnds in back lps only.

Rnd 2: Join yellow to 1 dc, ch 1, (2 sc in next st, sc in next st) repeated

around, sl st in first ch 1; fasten off.

Rnd 3: Join cream to 1 sc, ch 1, (2 sc in next sc, sc in each of next 2 sc) repeated around, sl st in first ch 1; fasten off.

Rnd 4: Join blue to 1 sc, ch 1, (2 sc in next sc, sc in each of next 3 sc) repeated around, sl st in first ch 1; fasten off.

Rnd 5: Join cream to 1 sc, ch 3 (counts as 1 dc), dc in same sc, (dc in each of next 2 sc, 2 dc in next sc) repeated around—60 dc in rnd, sl st in first ch 3.

Rnd 6: Ch 3, dc in same st, * dc in next st, 2 dc in next dc, 1 dc in each of next 2 dc, change to yellow in the same manner as before and work over thread just dropped, make (2 dc in next dc, 1 dc in next dc) twice, dc in next dc, change to cream and work (2 dc in next dc, 1 dc in next dc) twice, dc in next dc, change to blue (work over both cream and yellow), make (2 dc in next dc, 1 dc in next dc) twice, dc in next dc, change to cream ** and make 2 dc in next dc, repeat from * once and from * to ** once, join with sl st in first ch 3.

Rnd 7: Ch 3, dc in same st, dc in each of next 3 dc, ** join yellow, * (2 dc in next dc, 1 dc in each of next 2 dc) twice, dc in next dc, * join cream and repeat from * to *, join blue and repeat from * to *, join cream and repeat from * to *; repeat from ** around, ending rnd with 4 dc in cream, sl st in top of first ch 3 made.

Rnd 8: Ch 3, dc in next dc, ** join yellow, * make (2 dc in next dc, dc in each of next 3 dc) twice, join cream, 2 dc in next dc, 1 dc in each of next 3 dc, (2 dc in next dc, 1 dc in next 2 dc) twice, * join blue and repeat from * to *. Repeat from ** around, ending rnd with 11 dc in cream, join yellow, sl st in tip of first ch 3.

Rnd 9: Ch 3, dc in each of next 2 dc, 2 dc in next dc, 3 dc, * join cream, (2 dc in next dc, 6 dc) twice, * join blue, ** 2 dc in next dc, 4 dc, 2 dc in next dc, 3 dc, ** repeat from * to *, join yellow and repeat from ** to **. Repeat from first * around, ending with 3 dc in yellow, sl st in

first ch 3.

Rnd 10: Ch 3, dc in next dc, * join cream, 2 dc in next dc, 16 dc, join blue, 2 dc in next dc, 9 dc, join cream, 2 dc in next dc, 16 dc, join yellow, 2 dc in next dc, 9 dc. Repeat from * around, ending with 9 dc in yellow, join cream, sl st in first 3-ch.

Rnd 11: Ch 3, dc in each of next 13 dc, * join blue, 2 dc in next dc, 10 dc, join cream, 2 dc in next dc, 17 dc, join yellow, 2 dc in next dc, 10 dc, join cream, 2 dc in next dc, 17 dc. Repeat from * around, ending rnd with 5 dc in cream, sl st in first ch 3.

Rnd 12: Ch 3, dc in next 6 dc, * join blue, 2 dc in next dc, 11 dc, join cream, 2 dc in next dc, 18 dc, join yellow, 2 dc in next dc, 11 dc, join cream, 2 dc in next dc, 18 dc. Repeat from * around, ending rnd with 13 dc in cream. Join blue, sl st in first ch 3.

Rnd 13: Ch 3, dc in each of next 12 dc, * join cream, 2 dc in next dc, 18 dc, join yellow, 2 dc in next dc, 13 dc, join cream, 2 dc in next dc, 18 dc, join blue, 2 dc in next dc, 13 dc. Repeat from * around, ending with 2 dc in blue, sl st in first ch 3.

Rnd 14: Ch 3, 1 dc in next 4 dc, * join cream, 2 dc in next dc, 8 dc, 2 dc in next dc, 9 dc, join yellow, 2 dc in next dc, 6 dc, 2 dc in next dc, 8 dc, join cream, 2 dc in next dc, 8 dc, 2 dc in next dc, 9 dc, join blue, 2 dc in next dc, 6 dc, 2 dc in next dc, 8 dc. Repeat from * around, ending rnd with 13 dc in blue, join cream, sl st in first ch 3. Fasten off blue and yellow.

Rnd 15: With cream, ch 3, dc in same st, (9 dc, 2 dc in next st) repeated around. Join to first ch 3; fasten off.

Back—Make back as for Pin Wheel Pan Holder. Cover bone ring with single crochet and fasten to top of pan holder.

Easy To Earn Money at Home Making Costume Jewelry "HEARTS and FLOWERS" Necklace & Earrings JEWELRY SET

After you make this beautiful cloisonne type matched set of necklace and earrings, you can sell it for as much as \$10.00. Easy to make in your spare time. Complete kit only \$4.99. **POSTPAID** includes everything—cloisonne heart earrings, gold plated necklace with braided mesh tassel, brilliant colored rhinestones that sparkle like diamonds, jewelers cement, & A-B-C instructions.

SEND NO MONEY. Send name and address, state how many kits. Pay postman \$1.98 postpaid each kit, 3 complete kits only \$5.45 postpaid plus C.O.D. fee. Satisfaction guaranteed or money back. Big catalog included. Flower Materials Co., Dept. 107, 229 S. Wabash, Chicago 4, Ill. Largest Make-It-Yourself Supply Center

\$10 Value Complete Kit \$1.98 Post-paid



HOME SEWERS DON'T GAMBLE ON FITTINGS!

Learn How *My Double* Makes Fitting Foolproof

— the only re-moldable dress form in the world takes the "ifs" out of fitting
"Serves a lifetime — saves a fortune"

WRITE FOR FREE BOOKLET TODAY!

No cost—no obligation—a penny postal card will do—just WRITE AT ONCE for full information

MY DOUBLE CO.
47 East 44 St., Dept. A-2 New York 17

Save Money! Dress In Latest Styles!

TAILOR Your Own CLOTHES

It's easy to learn at home to tailor your own smart clothes in your spare time. You learn-by-doing with new step-by-step training method. You need no sewing experience. Many earn while learning. Double opportunity to save money making your own clothes... and earn big money in well-paying tailoring work or your own profitable shop. Low tuition includes supplies. Write for FREE booklet: "Woman's Custom Tailoring" NOW!

METROPOLITAN SCHOOL OF TAILORING
35 South Dearborn St., Dept. 2307, Chicago 3, Illinois
Rush me your new booklet FREE, and without obligation.


Name _____
Full Address _____



**NEW! MAGIC PANEL FEATURE SLIMS LIKE MAGIC!
LOOK SLIMMER, MORE YOUTHFUL**

REDUCE

YOUR APPEARANCE!



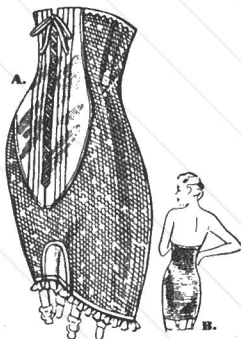
THE FIGURE-ADJUSTER MUST BE THE BEST GIRDLE YOU EVER WORE . . . YOU MUST FEEL MORE COMFORTABLE, and you MUST look and feel younger . . . Your shape MUST be noticeably improved or you get every cent back at once!

No matter how many other girdles you have tried, you can be sure: NO OTHER GIRDLE CAN DO FOR YOU MORE THAN THE FIGURE-ADJUSTER! No other girdle or supporter belt offers you more BELLY CONTROL, BULGE control, HOLD-IN and STAY-UP power . . . safely, scientifically. No other girdle can begin to approach the miracle-working FIGURE-ADJUSTER feature! Figure-Adjuster is LIGHT in weight (ideal for ANY weather) yet powerfully strong! Figure-Adjuster allows AIR to circulate through it, ABSORBS perspiration, is made by the most skilled craftsmen, and allows you to ADJUST it to just the right amount of BULGE-CONTROL you like and NEED for an IMPROVED FIGURE!

MAGIC PANEL CONTROL—No laces show when you wear a SLIMMING Figure-Adjuster. The control you get is completely COMFORTABLE . . . and GUARANTEES healthful, lasting support. Its satin TUMMY PANEL laces right up to meet the bra—NO MIDRIF BULGE! LIFTS and FLATTENS the tummy, SLIMS down the waist, TRIMS the hips and eliminates the "SPARE TIRE" waistline roll! The magic ADJUSTABLE, slimming, easily controlled panel is scientifically designed and is the result of testing different kinds of panels on thousands of women! Figure-Adjuster creates the "BALANCED PRESSURE" that gives each bulke the exact amount of RESTRAINT it requires. It gives you the right amount of SUPPORT where YOU need it MOST! Let Figure-Adjuster give you MORE figure control . . . for more of your figure . . . let it give you a more BEAUTIFUL FIGURE . . . the slimmer, trimmer figure that INVITES romance! You ACTUALLY APPEAR SLIMMER AT ONCE WITH THE MAGIC PANEL control of Figure-Adjuster. Colors nude blue or white. Sizes 24 inch waist to 44, only \$4.98.

MAKE THIS TEST WITH YOUR OWN HANDS!

Clasp your hands over your ABDOMEN, press upwards and in gently but FIRMLY. You feel better, don't you? That's just what the UP-LIFT adjustable FIGURE-ADJUSTER does for you, only the FIGURE-ADJUSTER does it better. MAIL COUPON AND TEST IT AT HOME FOR 10 days FREE at our expense! NO OTHER GIRDLE AT ANY PRICE CAN GIVE YOU BETTER SUPPORT, can make you look better, feel better or appear slimmer and younger! Sizes 24-44 waist.



TRULY SENSATIONAL AT

NOW \$498

formerly \$6.50

**TRIM UNWANTED INCHES
OFF YOUR MIDRIF, FIGURE-ADJUSTER**

waist and hips with real breathe-easy comfort. New scientific construction whittles away rolls and bulges . . . slimming, easy-to-adjust rayon satin tummy panel laces right up to your bra. In powerful elastic. White, light blue or nude. Small (25"-26"), Medium (27"-28"), Large (29"-30"), Extra Large (31"-32"). Also "PLUS" SIZES for the fuller figure, XX (33"-35"), XXX (36"-38"), XXXX (39"-40"), XXXXX (41"-41").

You will look like and feel like this beautiful model in your new and improved cool—light weight FIGURE-ADJUSTER

Why Diet? Try It!

- Takes Inches Off Tummy!
- Raises Abdomen and Keeps It In!
- Like Magic It Brings In Waist
- Makes Spreading Hiplines Conform to Firm Beauty
- Smooths and Slims Thighs
- Makes Your Clothes Fit Beautifully

Test the Figure-Adjuster at home for ten days FREE at our expense! It's sent on approval! It must do all we claim for it or return it after ten days and we'll send you money right back. We take all the risk . . . that's because we know that even though you may have tried many others you haven't tried the BEST until you have tried a FIGURE-ADJUSTER! MAIL COUPON NOW!

**GUARANTEED TO DELIGHT
OR YOUR MONEY BACK!
10-DAY FREE TRIAL**

FREE!

"SECRETS OF LOVELEINNESS" booklet tells how to take advantage of correct choice of clothes, proper use of make-up and other secrets to help you look years younger, pounds and inches slimmer, will be included FREE with order.

**For Your
Figure's
Sake
MAIL
THIS
COUPON
NOW!**

SEND NO MONEY

FIGURE-ADJUSTER CO., DEPT. 77

1025 Broad St., Newark, New Jersey

Yes! Please rush "FIGURE-ADJUSTER" on approval.

If not delighted I may return girdle within 10 days.

I will pay postman \$4.98 plus postage.

I enclose \$5.00, cash, check or money order, send postage prepaid. (I save up to 75¢ postage.)

Color _____ 2nd color choice _____

Size _____ Panty Girdle _____ Girdle _____

Name _____

Address _____

City _____ Zone _____ State _____

Please PRINT carefully. Be SURE to give YOUR SIZE.

Opportunities Knock



The charge for classified advertisements is \$1.25 a word payable in advance by check, cash or money order. All classified set solid, without display, leading, or blank space. All copy subject to publisher's approval. For clarity, please type or print your copy. Be sure that check, currency or money order accompanies copy. When figuring the number of words be sure to include name and address. For example: A. E. Smith, is three words. Send your copy in at once. Closing date for classified advertising is the first of the second month preceding publication.

AGENTS WANTED

NEW PLASTIC Mending Tape. Just press on! Repairs clothing instantly. Lightning seller. Samples sent on trial. Kristee 159, Akron, Ohio.

AMAZING EARNINGS For Party Plan Women Demonstrators of Plastic Home Products that are sweeping the country. No experience necessary. Write for Free Demonstration Kit, details. Princess Plastics, Dept. L-3, 2722 LaSalle, St. Louis, Mo.

BE A Money Maker . . . Represent magazines year around. Wonderful home work. Big Christmas profits now. Liberal commissions. Everything furnished. Write for Free Catalog. McGregor Magazine Agency, Dept. 710, Mount Morris, Ill.

STRANGE "DRY" Window Cleaner. Sells like wild. Replaces messy rags, liquids. Simply glide over glass. Samples sent on trial. Kristee 158, Akron, Ohio.

ART, ART SUPPLIES

STENCILS FOR Textile Painters—Now available, especially designed shaded stencils with complete pattern printed on each sheet of stencil set. Many designs to decorate towels, curtains, ties, blouses, pillowcases, etc. Send 25c in coin for sample stencil set, directions for painting and design listing. Aluminum Art Products, 225 W. 8th Street, Kansas City 6, Mo.

READY CUT Stencils for Textile Painting, start Fall Season with Latest Ideas in Textile Painting for both pleasure and profit. Send 25c for Idea Packed Book showing 300 designs. Special Stencil Brush, Latest Painting Technique. Know how to get quicker, better results. Ready Cut Stencils, Box 717, Des Moines, Ia.

ARTIFICIAL FLOWERS, SUPPLIES

ARTIFICIAL FLOWER Material. Fibre. Paper. Leaves. Earwires. Rhinestones. Free Price List. Dali, 5801H Cermak, Cicero, Ill.

BEADS

BEADS: All kinds. Send stamp for New Necklace designs. Imperial Bead Co., W1905 Marmion Ave., New York 60, N. Y.

BIRD HOUSES

BEAUTIFUL CEDAR, pine Birdhouses and Feeders, knock-down, \$1.25 each. Artko Products, Dept. W, Nutley 10, N. J.

BUSINESS OPPORTUNITIES

WIN CONTEST Money. General Contest Bulletin gives hundreds of tips. Lists current contests and rules. Sample 25c. General Contests, 1609 East 5th., Dept. 112, Duluth, Minn.

FABULOUS EARNINGS—Fascinating pastime. Growing Genuine, Living miniature (Ming) Trees. New sensational Business or Hobby. Astounding information Free. Miniature Gardens, Box 355, Briggs Station, Dept. 311, Los Angeles 48, Calif.

MANUFACTURE YOURSELF: Cleaners, Polishes, Cosmetics. Catalog Free. Kempico, Parkridge, Ill.

CHOCOLATE CANDY Dipping instructions, 25c. Schenck, West Penn, Butler, Pa.

GOOD INCOME making cloth covered Buttons and Buckles. Minimum investment \$20.00. Maxant, 117-U. S. Morgan St. Chicago 7, Ill.

MAKE GIFTS, Novelties, Jewelry, from Sea Shells, Plastics. No tools needed. Instruction book, 150 designs, \$1.00. Beginner's kit \$3.00. Gifthouse, Box 4550-W1, Coral Gables, Fla.

MAKE MONEY making new greaseless doughnuts at home with electric machine. Wholesale to grocers, drug stores, cafes, hamburger shops. Send for free recipes and plans. Arthur Ray Company, 3605 South 15th Ave., Minneapolis 7, Minn.

CACTI

FREE CACTI . . . Three Different Rare Flowering Cacti, including beautiful Mexican Golden Ball. Send 25c mailing charges, Aunt Pat, Edinburg, Texas.

DRESDEN CRAFT

AMERICAN DRESDEN CRAFT Headquarters! Send 25c for illustrated catalogue of figurines and supplies. Bonnie Belle Gift Shop, Dept. W, Minneapolis 2, Minn.

FIGURINES—WHOLESALE. Retail. Mrs. Helm's Paints, Photo Illustrated Catalog, 15c. Dresden Craft Shop, 2003A E. 39th, Kansas City, Mo.

DRESDENCRAFT SUPPLIES! Figurines, Paints, Brushes, instruction books. Lowest prices. Photo-illustrated catalog only 10c postpaid. Klosterman's, 954F Arcade, St. Paul, Minnesota.

DRESSMAKER SUPPLIES

SAVE 45% on many items; Zipper 9c, Rick-rack 1c yard, pinking shears \$2.50, etc. Free Catalog. Newark Dressmaker Supplies, 671 Broad, Newark 2, N. J.

EARTHWORMS

\$200 MONTHLY. Raising Earthworms, Backyard. Booklet 25c. Marvin Dickman-L, Willow Springs, Mo.

FASHION DESIGNING

DESIGN SMART Fashions for yourself or others. Fascinating, profitable field. Learn at home in spare time. Practical basic training. Sound "learn-by-doing" method. Write for free booklet. National School of Dress Design, 1315 S. Michigan, Dept. 1198, Chicago 5, Ill.

FEMALE HELP

FREE SAMPLES, and amazing plan, giving you Gorgeous Dress without penny cost. Rush name today with dress size. Harford, Dept. C-535, Cincinnati 25, Ohio.

WOMEN EARN money at home. Sew our ready cut "Rap-A-Round." Easy—profitable. Hollywood Mfg. Co., Dept. V-11, Hollywood 46, Calif.

FIGURINES

FIGURINES—LAMPS. 200 selections. Discount to dealers. Illustrated Catalog, 25c. Label Distributing, 58 Plato, St. Paul 5, Minn.

FIGURINE HEADQUARTERS, 512-514-516 Cedar Avenue, Minneapolis, Minn. The largest manufacturer of figurines in the Midwest. Send 50c for photo illustrated catalog containing complete instructions on how to decorate figurines, plaques, lamps, boxes, etc.

GREETING CARDS

XMAS CARDS, four French Quarter scenes, buff paper, matching envelopes, boxed. Dozen assorted, \$1.00 postpaid. Chartres House, Dept. T, 305 Chartres, New Orleans 16, La.

HOBBIES

MAKE LEATHER Items as Gifts or to Sell. Easy-to-assemble belts, purses, gloves, woolskin toys, etc. need no tools or experience. Send 10c today for big catalog of over 100 ideas, largest stock in U. S. J. C. Larson Co., 820 S. Tripp, Dept. 294, Chicago 24.

HOME CRAFTSMEN

LEATHERCRAFT, COPPER Tooling. Textile Painting. Free illustrated catalog shows everything you need. Kit Kraft, 7377-A Melrose, Hollywood 46, Calif.

JEWELRY & FINDINGS

MAKE, SELL glamorous costume jewelry. Wonderful profits. Easy Directions. Free Catalog. Button Shop, Dept. 1, 725 Eleventh St., Northwest, Washington, D. C.

EARSCREWS, PINBACKS, Cameos, Chain And Findings. Free Illustrated Folder. Plasti-Craft, 217 Franklin Street, North Sacramento 15, Calif.

SHELLCRAFT! Make Beautiful Seashell Jewelry (Income or Hobby). Largest Catalogue ever published of designs, instructions, supplies. Novelty and Novelty Kit \$1.00 Postpaid. (A \$3.00 Value) Pace's, Cortez 11, Fla.

MAKE COSTUME Jewelry, Rhinestones. Free Catalog. Sparkle Mart, 475-5th Avenue, New York 17, N. Y.

COSTUME JEWELRY Supplies. Free literature. Abbey Products, Box 176-A, New York 8.

GOLD PLATED Jewelry supplies. Rhinestones, Pearls. Illustrated catalog, only 10c. Barry's, 47-J Branford Place, Newark 2, N.J.

MAKE COSTUME Jewelry for Gifts or Sale. Cement rhinestones, sequins, pearls and moonstones—to beautiful pin and earring backs. Send 10c for catalogue, instructions, prices. Schnit & Son, Cleveland 15, Ohio.

MAKE YOUR Own Jewelry For Amazing Profits. It's easy and fun. Kit includes settings, Black Opals, and Other Gems, \$1.00 postpaid. C.O.D.'s accepted. Our Lady's Gift Shop, Box 171, Dept. W, Andover, N. J.

NURSES TRAINING SCHOOLS

MAKE UP to \$30-\$40 Week as a Trained Practical Nurse! Learn quickly at home. Booklet free. Chicago School Nursing, Dept. M-10, Chicago.

OF INTEREST TO WOMEN

PRESTO BAG—New Shoppers friend. Best yet. Request details and free housewares Catalog. Johnson Brothers, 730 Illinois, Morris 27, Ill.

NEW CRAFTS for Profits or Pleasure. Complete Catalogue 10c. Hobbies, Dept. A-2, 1701 Macombs Road, N. Y. C., 53.

DECORATE YOUR Home—or furniture, novelties, for sale—with velvet-like Velcoat, in choice of 18 colors. Single Color \$1.00; 6-color kit \$4.95. Samples Velcoated material free. Hobbies, Box 5172-M, Tulsa 16, Okla.

SCISSORS SHARPENED—household or barber. Done by experts. Mail with 50c to Ford's Barber Supply House, 1180 Morgan Rd., R. 3, Saginaw, Mich.

HANDSPIN ANGORA wool into yarn. Interesting work. House of Angora, W.B. Springfield, Ill.

MAKE MONEY Sewing At Home. Part or full time. We instruct. Write Jud San Products, 11714 Chesterfield Ave., Dept. W, Cleveland, Ohio.

OLD GOLD & JEWELRY WANTED

HIGHEST CASH Paid For Old, Broken Jewelry, Gold Teeth, Watches, Silverware, Diamonds, Spectacles. Free Information. Satisfaction Guaranteed. Government Licensed. Rose Smelting Company, 29-WB East Madison, Chicago.

CASH FOR Old Gold—highest prices paid for jewelry, spectacles, dental gold, diamonds, watches, etc. Cash sent promptly. Mail articles today or write for Free shipping container. If interested in buying old gold, write us. Lowe's, Dept. WB, Holland Bldg., St. Louis 1, Mo.

PENMANSHIP

PENMANSHIP CORRECTOR! Positively controls and guides hand. Quickly corrects poor Penmanship. Free Details. Write, Inventor "Oz.", 205—Bx. 665, St. Louis, Mo.

PHOTOS, COLORING, FINISHING

OIL COLORING photographs can be a fascinating hobby or profitable sideline for those with artistic talent. Learn at home. Easy simplified method. Send for free booklet. National Photo Coloring School, 1315 Michigan, Dept. 1197, Chicago 5, Ill.

PLASTICS

NEW LIQUID Plastic. Clear, colors. Cast without heat. Embed flowers, insects, coins. Saw, drill, carve. Send 25¢ for exciting new home project manual showing how to get started. Castolite, Dept. M-135, Woodstock, Ill.

STAMP COLLECTING

FREE! Beginner's Collection! With Lists! Stampmart, Box 2071, Hartford 1, Conn.

Embroider Your Christmas Cards

Bertha Weeks

The sending of Christmas cards is such a universal method of communicating our goodwill to family and friends, that a card made more personal by the work of one's own hands imparts a message of infinite graciousness and thoughtfulness. If you like to do needlework, why not make some of your Christmas cards this year in the form of old-fashioned samplers? They will make a hit with your friends and relatives, and need not involve a great expenditure of money. You will be giving a part of yourself in the time spent in making these, and the surprise given those who receive them will add an extra lift to their Christmas, as well as to your own.

First, select envelopes the size you wish to use for your cards. Naturally, the card to be inserted should be a tiny bit smaller. Cut "cards" from linen or some coarse-meshed, linen-like material. This might be any color, white, tan, cream, or even yellow. Make a pattern by cutting from paper a small Christmas tree of simple design, which will fit nicely into the width of your card. Lay this pattern

on the card, at the left, and trace around it. Then pencil the lettering (it may even be written in your own handwriting) at the right, such as: "Merry Christmas to Helen from Esther"; "Merry Christmas to the



Smith Family from Mary". Beneath the tree, pencil the year, 1950.

The next step is the embroidering. Fill in the tree with green cross-stitch, and the lettering may also be cross-stitched in tiny stitches, or embroidered in a running stitch or outline stitch. If an outline stitch is used in an oblique direction, it will give the appearance of cross-stitch. Also outline the date in red or green, as you prefer.

Lay the material, the finished embroidered card, on a clean white cloth, and starch it very stiff, rubbing the starch in with your fingers and stretching the card smooth and straight. Cover with another white cloth and press with a very hot iron. Pull the card loose.

Now cut some red or green backing for your card from plain colored cotton material such as gingham or broadcloth, making it the size of your card. Go through the same starching process with this. Lay the finished embroidered card on the backing, trim with sharp scissors, and make a red or green cross-stitch edge, holding the two pieces together. Or, go around the edges once with a whipping stitch with red (stitches about one-eighth inch apart), reverse the process with green thread, and the result will be a perfect cross-stitched edge. The "card" has the effect of an old-fashioned "sampler", and Mary and Joe will wonder where you ever bought a card with their name on it!

Tooling Metals

Make your own metal pictures. Sufficient metal for 60 pictures size 4"x6". Each kit contains 1 roll tooling copper; 1 roll tooling brass; 1 roll tooling aluminum; folio of 24 designs with instructions; 1 set of 4 Durowood Modeling Tools and 1 catalog of handicraft supplies. **\$5.00** per kit postpaid

1951 CATALOG OF HANDICRAFT SUPPLIES **25¢**
(25¢ refunded with 1st order over \$1.00)

CLEVELAND CRAFTS CO.

770-774 Carnegie

Cleveland 15, Ohio



RUG BRAIDER SET

Make a beautiful reversible Braided Rug in a few hours from old clothes, blankets, etc. NO PINNING, SEWING OR PRESSING of strips necessary. Set of 3 metal braiders, lacer and instructions included. Take advantage of this BARGAIN OFFER -

NOW! BOTH \$1.00


HOOKED RUG MAKER

Make a lovely Hooked Rug to add new charm and color to your home. Rug Pattern Catalog and complete instructions included. Sent postpaid or C.O.D. plus postage. Money Back Guarantee. **REDDEN SALES CO. DEPT. WB-15**
8754 Indiana Ave. Chicago 19, Ill.



TERRIFIC XMAS BUY!

5 GIANT TOY ANIMALS



FOR ONLY

\$1

Postpaid

(Yes, All 5 for \$1)
6 Complete Sets for \$5

- GIRAFFE - 4 Feet Long!
- REINDEER - 3½ Feet Long!
- DACHSHUND - 3½ Feet Long!
- PUPPY - 12 in. Long!
- SANTA CLAUS - 20 in. High!

Yes - all 5 amazing toys at the amazing price of ONE DOLLAR! Imagine the shrieks of delight when the kiddies discover these fascinating toy animals under the Christmas tree! They're taking the whole country by storm! You inflate and assemble these giant animals in a jiffy from unique balloons made of natural Latex and specially cured to take plenty of abuse. Children ride them, make their own zoos... have unending fun! It's the toy bargain of the year! Order several sets for all your favorite kiddies right now!

Immediate Delivery - Money Back If Not Delighted

Send only \$1 for each complete set of 5 Giant Animals (No C.O.D.'s)

UNION MART, Dept. 3A, 41 Union Sq., New York 3, N. Y.

NYLON PARACHUTES

65
Sq.
Yds.



WHITE HEAVY PURE NYLON PARACHUTES for Blouses, Slips, etc. BRAND NEW. 65 sq. yds. of material plus 3000 feet of nylon crochet cord: \$14.95 plus \$1.00 postage. Half 'chute: \$7.95 plus \$1. Quarter 'chute: \$4.95 pp. Free Instruction Patterns included. Also: PURE SILK PARACHUTES, same size, same price. Send check or M.O. Today! C.O.D. orders: \$1.00 deposit. Satisfaction Guaranteed. AMERICAN AGENCY, 799-D Broadway, New York 3, N. Y.




Famous Religious Plates


INSPIRATION (Head of Christ) the World's Most Wanted Portrait, and the beloved LAST SUPPER by Leonardo Da Vinci. Each reproduced exquisitely on a full 10-inch fine China plate with 22 Karat Gold Lace Border. Full, bright, permanent, fired-on ceramic colors. Makes a treasured gift. Only \$1.98 each plus 25c boxing charge, postpaid, or sent C.O.D. Safe, prompt delivery. Satisfaction guaranteed or money back. (Plate hangers, 25c each). **Allyn & Co., Dept. WP, 271 Vance Ave., Memphis, Tenn.**

CHECKER BOARD CAKE PANS

FREE!



Amazing new cake decorator makes flowers, loops, names, leaves, just like professionals. Directions and recipes for icings and whips included. ALSO FREE — 7 delicious cake recipes. We make these amazing free offers to introduce our new aluminum checkerboard cake pans, full 9 x 1 1/4" size. Cleans easy. Set of 2 for \$1.00 plus postage. Sent C.O.D.



heart pans, cake decorator, seven delicious recipes, and cake server all for \$1.89. Also for promptness we will include with each \$1.89 order a set of 4 aluminum heart-shaped cup cake (jelly) molds (worth 40c). **SEND NO MONEY.** Just mail postcard today. Notice! If money is sent with order add 20c for postage. Satisfaction guaranteed. Keep free gifts regardless. Rush order today! **ROYAL INDUSTRIES, Dept. 5514-K, Mt. Vernon, Ill.**

Pilgrim Boy

There will be one more after this month's quilt block, The Pilgrim Boy. Embroider, stencil, applique or hand paint as desired.

Place each doll on nine to twelve-inch white or pastel blocks; twelve or eighteen such blocks can be alternated with plain blocks to make quilt of desired size. Trace on paper for the children to color.

For hand painting, trace the doll lightly on material, outline in colors of textile paint, using a pointed water color brush. Dry brush technique will give a fine shaded effect. A water color brush is best when dry brushing small areas, but a small stencil brush is suggested for the larger spaces. To dry brush—dip the tip of brush in paint and brush across a blotter or cloth until excess paint is removed, then apply paint to the design by brushing away from edge or that portion which should be darker. If you prefer, hold a blotter or piece of paper at edge of design and brush in toward design—this method is very good when stencil brush is used.

Suggested Color Scheme: Trousers, blouse, hat and shoes—black; cape and hose—grayish blue; bag, band on hat and shoe buckle—brighter blue; gold buckles on shoes and hat band; gun—brown or walnut color; face and hands—flesh tones; eyes—blue; hair blond.



THERE'S MONEY COMING

—to you easy and quick just by visiting your friends, neighbors. Make EXTRA money for Christmas—\$25—\$50—MORE!—by showing Home Demonstrator sent you FREE. Pay nothing. Risk nothing. Send name and address on postal to **THOMAS TERRY STUDIOS, WB-1, Westfield, Mass.**



Pilgrim Boy

—47—



FREE SAMPLES!

GLOW IN THE DARK!

BIG PROFITS showing amazing Luminous Specialties—house numbers, pictures, plastic novelties, religious and nursery objects, ash trays, key-holders, etc. Large manufacturer. Enormous demand. Sell on sight. WRITE AT ONCE for FREE samples. Madison Mills. 303 4th Ave., Dept. R34, New York 10, N.Y.

NOW HEARS WHISPERS!



New Kind of Hearing Aid Makes Living Worthwhile NO DEVICE OF ANY KIND IN EITHER EAR

THIS HARD-OF-HEARING young woman even **HEARS WHISPERS AGAIN**, yet there is *no device of any kind in her ear!* No so-called "invisible" or "phantom" earpiece, no headband, no pressure anywhere! She doesn't *advertise* her deafness!

GET THE WHOLE STORY FREE

Whether or not you now wear a hearing aid, you owe it to yourself to prove, without cost or obligation, that you can now **HEAR** with a brilliance and clarity you never expected to enjoy again, yet never wear anything in your ear! Fill in and mail the coupon at once for full information about Acousticon's amazing new invention! **ACOUSTICON** at Radio City, 6 W. 49th St., New York City.

ACOUSTICON, Dept. M-169
6 West 49th Street, New York, N. Y.

Please send me complete illustrated information about your marvelous new hearing invention that requires nothing in my ear and no headband.

Name.....

Address.....

City.....State.....

Cable Stitch Tam

To make this knitted tam you will need two ounces of sport yarn, and knitting needles size 2 and 4. For a larger size use knitting worsted and double pointed needles sizes 3 and 5; you will need an extra needle for the cable. This will fit the two-year-old.



Abbreviations: st (stitch); k (knit); p (purl); sl (slip); pss0 (pass slipped stitch over); tog (together).

With size 2 needles, cast on 120 sts. K in ribbing of k 2, p 2 for 1½ inches. Decrease one st on last row and change to size 4 needles.

Row 1: * P 2, k 4, p 2, k 9; repeat from * around.

Row 2: * P 9, k 2, p 4, k 2; repeat from * around.

Row 3: * P 2, (place next 2 sts on double pointed needle and hold in back of work, k 2, then k the 2 sts from double pointed needle), p 2, increase in next st, k 8; repeat from * around.

Row 4: * P 10, k 2, p 4, k 2; repeat from * around.

Row 5: * P 2, k 4, p 2, k 9, increase in next st; repeat from * around.

Row 6 and all alternate rows: P the sts knitted on previous row and k the sts purled on previous row.

(Continued on Page 50)

Reducing Specialist Says: Where It Shows Most
LOSE WEIGHT

Spot Reducer

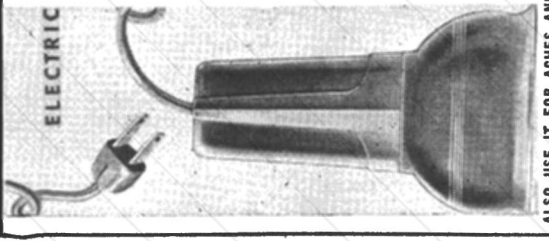
Like a magic wand, the "Spot Reducer" obeys your every wish. Most any part of your body where it is loose and flabby, wherever you have extra weight and inches, the "Spot Reducer" can aid you in acquiring a youthful, slender and graceful figure. The beauty of this scientifically designed Reducer is that the method is so simple and easy, the results quick, sure and harmless. No exercises or strict diets. No steambaths, drugs or laxatives.

Thousands have lost weight this way—in hips, abdomen, legs, arms, etc. The same method used by many stage, screen and radio personalities and leading reducing salons. The "Spot Reducer" can be used in your spare time, in the privacy of your own room, after using the "Spot Reducer," look in the mirror and see a more glamorous, better, firmer, slimmer figure that will delight you. You have nothing to lose but weight for the "Spot Reducer" is sold on a **MONEY BACK GUARANTEE**

TRY THE SPOT REDUCER 10 DAYS FREE IN YOUR OWN HOME!

Mail this coupon with only \$1 for your Spot Reducer on approval. Pay position \$8.95 plus delivery—or send \$9.95 (full price) and ship postage prepaid. Use it for ten days in your own home. Then if for any reason you do not like it, return it for full purchase price refund. Don't delay! You have nothing to lose—except ugly, embarrassing, undesirable pounds of FAT.

MAIL COUPON NOW!



CAN'T SLEEP: Relax with electric Spot Reducer. See how the gentle massage can help you sleep when you need it most. Benefits are many.



MUSCULAR ACHES: A handy helper for aches and pains. Instant relief of discomforts that can be aided by gentle, relaxing massage.

REDUCE

MOST ANY PART OF THE BODY WITH



Relaxing · Soothing Penetrating Massage

TAKE OFF UGLY FAT!

Don't Stay FAT—You Can LOSE POUNDS and INCHES SAFELY without rising waistline. Take pounds off—keep slim and trim with Spot Reducer! Remarkable new invention which uses one of the most effective reducing methods employed by masseurs and Turkish baths—**MASSAGE!**

With the SPOT REDUCER you can now enjoy the benefits of RELAXING, SOOTHING massage in the privacy of your own home! Simple to use—just plug in, grasp handle and apply over most any part of the body—stomach, hips, chest, neck, thighs, arms, buttocks, etc. The relaxing, soothing massage breaks down **FATTY TISSUES**, tones the muscles and flesh, and the increased awakened blood circulation carries away waste fat—helps you regain and keep a firmer and more **GRACEFUL FIGURE!**

Your Own Private Massager at Home

When you use the Spot Reducer, it's almost like having your own private massager at home. It's fun reducing this way! It not only helps you reduce and keep slim—but also aids in the relief of those types of aches and pains and tired nerves that can be helped by massage! The Spot Reducer is handsomely made of light weight aluminum and rubber and truly a beautiful invention you will be thankful you own. **UNDERWRITERS LABORATORY APPROVED**

AC 110 volts.

SENT ON APPROVAL

SPOT REDUCER CO., Dept. E-212
 1025 Broad St., Newark, New Jersey

Please send me the Spot Reducer for 10 days trial period. I enclose \$1, upon arrival I will pay postman only if not delighted I may return SPOT REDUCER within 10 days for prompt refund of full purchase price.

Name
 Address
 City State

SAVE POSTAGE—check here if you enclose \$1.95 with coupon. We pay all postage and handling charges. Same money back guarantee applies.

LOSE WEIGHT OR MONEY BACK

(Continued from Page 48)

Row 7: * P 2, k 4, p 2, increase in next st, k 10; repeat from * around.

FREE SAMPLES ! NYLON ! WOOL !
KNITTING YARNS



Finely spun, baby-soft 100% Virgin Wool and Nylon Yarns. Low mill prices. Write today for your 1950 sample card—over 100 exciting colors.

FRIENDSHIP HOUSE
 248 Church St. Winchester, Mass.



HANDICRAFTS
 In The
Southern Highlands.

Hand weaving, Spinning, Dyeing, Folk crafts, Folk-music, Folk dancing, Ceramic arts, Metal crafts, Lapidary, Jewelry and fifty other crafts.

Write the Registrar for Information

Excellent instructors, well equipped shops, modern living conditions in a beautiful and unusual setting high in the mountains. Special advantages in fall and winter attendance.

Penland School of Handicrafts
 Penland, North Carolina

RUG Material
LOW FACTORY PRICES
Make RUGS Like This !...



Brighten up your home with charming, colorful, hand-made rugs. It's so easy to make them. We supply colorful RUG MATERIAL, 100% Wool, converted from used papermakers' felts. Ideal for making all types of Rugs. Choice of ten charming colors. Order direct at LOW FACTORY PRICES. Only 55¢ pound, 25 pounds or over. Less than 25 pounds, 65¢ pound. For only 10¢ per pound extra we will cut materials into 1½ inch, 1 inch, ¾" or ½" strips. Prices f.o.b. Bloomfield. (Sent C.O.D. if you wish.) **Write for FREE samples today.**

BLOOMFIELD WOOLEN CO.
 Dept. 8-M Bloomfield, Indiana

Row 9: * P 2, cable on next 4 sts, p 2, k 11, increase in next st; repeat from * around.

Row 11: * P 2, k 4, p 2, k 13.
 Row 12: * P 13, k 2, p 4, k 2; repeat from * around.

Repeat last 2 rows 6 more times working cable on 15th and 21st rows; end with row 22.

Row 23: * P 2, k 4, p 2, sl 1, k 1, pss0, k 11; repeat from *.

Row 24 and all alternate rows: P the sts knitted on previous row and knit sts purled on previous row.

Row 25: * P 2, k 4, p 2, k 10, k 2 tog; repeat from * around.

Row 27: * P 2, cable 4, p 2, sl 1, k 1, pss0, k 9; repeat from *.

Row 29: * P 2, k 4, p 2, k 8, k 2 tog; repeat from *.

Continue in this manner decreasing one st on k rows in each section. The first time immediately after cable sts; the second time on the k row just before cable sts until central panel of k sts is eliminated and 63 sts remain.

Continue decreasing 7 sts on each k row by purling 2 tog between cable sections until 35 sts remain.

Discontinue cable pattern and continue in stockinette st decreasing 7 sts on each k row. * K 3, k 2 tog; repeat from * for first decrease. P the next row.

Next row: * K 2, k 2 tog; repeat from *. P the next row.

Next row: * K 1, k 2 tog; repeat from *. Remove needle and insert crochet hook through all sts. Pull yarn through and fasten off. Sew up seam.

Pom-Pon—For a pom-pon wind yarn 50 or 60 times around a 3-inch cardboard, tie around center and trim into a ball. Fasten at top.

Embroidery hoops kept in your laundry room are handy for holding the material taut when working on stains.

Tatted Collar

This lovely gift collar would make a treasured gift and anyone could be proud of such a smart looking trim for that favorite dark dress. It is so easy to make, even a beginner in tating can follow the instructions. A ball and



shuttle with number 30 crochet cotton was used to make this collar.

Abbreviations: Ch (chain); sts (stitches); ds (double stitch); p (picot); r (ring); cl r (close ring); lp (loop); sk (skip); rnd (round).

Medallion: Make a r of 1 ds, long p (leave about 1/2 inch between ds), 1 ds, small p (1/4 inch between sts), 4 times, cl r. Slip shuttle thread through small p, tie ball thread to shuttle thread. Working over shuttle thread, ch 3 ds, p, * 9 ds, join to next long p, 9 ds, p, 3 ds, join to next free small p, 3 ds, join to last p made, repeat

NEW 1000 BUTTONS \$1

All kinds in all sizes and colors! COMPLETE SETS included! 400 DELUXE BUTTONS. Extra special, expensive quality! Fancy metal, jewel, etc. All sizes, colors! Many COMPLETE SETS of 6 to 12 matching buttons included! ALL NEW, no culls! FREE to anyone—amazing buttonhole maker. \$1 value. Order NOW! State whether 1000 or 400 buttons wanted. (Buttonhole maker with DeLuxe only.) Pay mailman \$1 plus postage and handling, or send \$1 (plus 25c postage) and WE pay shipping charges. Money-back guarantee! BUTTON MART, Dept. 14-M, 510 St. Charles, St. Louis, Mo.

FLAME-PROOF

NEW! NOTHING LIKE IT CHRISTMAS TREES That GLOW IN THE DARK




Different! Needles never shed—no dirt—lasts lifetime. Safe—flameproof! Amazingly beautiful in light or darkness. Folds for storage. Imported from Europe—limited supply. Order now.

2 Ft. \$2	SEND NO MONEY
3 Ft. \$3	Just pay postman on delivery, plus postal charges. Be sure to state size tree desired. Or send cash with order and we prepay all postage. Satisfaction or money back. Dealers wanted.
4 Ft. \$4	

TOY SHOP, Dept. 43-M, 2241 Gravois, St. Louis 4, Missouri

NEW SEWING AIDS!

3 in 1 SEWMASTER . . . Make your work easier with this seam ripper and cutting knife—a magnetized blade to pick up needles and pins. Heavy plastic case about the size of a fountain pen. One side holds supply of needles, other side holds knife. Ideal for gifts. Only \$1.00.



HEM MARKER . . . Now you can mark your hems all by yourself. Simply clamp marker to a table, adjust chalk to fullest part of your hip line, then turn slowly around. Take dress off and measure down the distance you desire for your hem line. It's accurate, it's easy and it's quick, only \$1.98.

THREAD-A-MATIC . . . Save your eyes—use this new automatic needle threader. Simply insert needle head at top, insert thread in slot, turn the wheel, and it's threaded like magic. You'll never sew again without it. Made of pretty blue plastic—will last for years, only \$1.00.



SEWING MACHINE MODEL, \$3.00. SEND NO MONEY—just mail postcard. Pay postman charges plus C.O.D. postage, or if you send cash, add 10c each for postage. ORDER ALL FOUR TODAY! If you're not entirely happy, we'll send your money back. Send for FREE catalog sheets. "BOGIE," 1931 East 71 st., Dept. W1, Chicago 49, Ill.

Make Money!

EASY-TO-ASSEMBLE LINK BELTS




Each kit contains matching leather link pieces already cut to exact size and shape, plus buckles and fittings to complete a deluxe leather belt. Introductory offer 75c each, or 2 kits for \$1.00. Sent postpaid. Simple directions included. Illustrated price list of our complete line upon request. No tools needed. So easy anyone can do it. Sells on sight at several times your cost. Start a home business or use them as gifts! Satisfaction guaranteed or money back. Send Today. **DESIGN CRAFT, Dept. W-11, 4810 N. Drake, Chicago 25, Ill.**

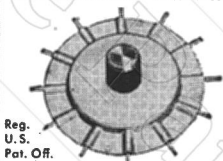
CROCHET TIME cut in 1/2



Instructions for sweater and daisy dollie included with winder.



with the CRAZY DAISY WINDER



Reg. U.S. Pat. Off.

TIME SAVING • Beautiful 2 1/2" daisies can be made at rapid speed —35 to 50 per hour.

SIMPLE • Finer handweaving with a minimum of effort. Loads of fun — Simple for beginners.

MONEY SAVING • No waste. Use odds and ends of yarn. Reduces amount of crocheted cotton and yarn normally used by 1/2.

Postage paid — only \$1.25
 COD orders — \$1.25 plus postage
 Fully Guaranteed

RALPH C. SPRINGER CO.
 11411 Joanne Place Culver City 15, Calif.

NOW! TO THE READERS of The WORKBASKET

AMAZING No Time Limit HOSPITALIZATION PLAN

SOLD ONLY BY MAIL • **GOOD ANYWHERE IN THE UNITED STATES**

Protects You and Your Family in case of SICKNESS or ACCIDENT

COSTS ONLY 3¢ A DAY

Accidental Death and Polio Coverage Included
 More coverage! Less cost! Individual or family eligible, birth to age 70. Policy pays benefits for Hospital Room and Board as long as you remain confined. **NO TIME LIMIT!** You get Doctor Benefits in case of accident... Cash Benefits for 74 Surgical Operations... Benefits for Loss of Time in case of accident (age 18 or above)... Cash Payment for Loss of Eyes, Hands, Foot... Lump Cash for Accidental Death... special Infantile Paralysis coverage. Maternity Rider is available at slight extra cost. All Benefits Paid in CASH DIRECT TO YOU. Only 3c a day for adults; 1 1/2c a day for children to age 18. Sold direct. No agent will call.

➤ **FREE** Don't delay. Send for **FREE BOOKLET.** No obligation. ➤

NORTH AMERICAN MUTUAL INSURANCE CO.
 Dept. WB 11-50 Wilmington 99, Delaware

from * around.

Next rnd: * Ch 10 ds, join between ch 9 of previous rnd, small p, ch 10 ds, join to p of previous rnd, repeat from * around. Tie and cut thread.

Next rnd: * R of 6 ds, join to small p, 6 ds, cl r. Turn, (ch 4 ds, p) 5 times, 4 ds, turn. Repeat from * around. Tie and cut thread.

Ten of these medallions are needed for an average collar. Medallions are joined as they are made. Join third (middle) p of second medallion to center p of any lp of first medallion. For each succeeding medallion, sk two lps along same edge, join to center p of next free lp; this becomes neck edge.


To make a clover leaf: R of 3 ds, p, 6 ds, join to middle p of first medallion lp next to joining, 6 ds, p, 3 ds, cl r. R of 3 ds, join to last p of last r, 6 ds, p, 6 ds, p, 3 ds, cl r. R of 3 ds, join to last p of last r, 6 ds, join to middle p of first free lp of second medallion, 6 ds, p, 3 ds, cl r. Tie and cut thread. Make a clover leaf at outer edge between each medallion.

Edge: At top, opposite clover leaf, make a r of 7 ds, join to 4th free p above joining of second medallion, 7 ds, cl r. Make another r of 7 ds, join to corresponding p of first medallion, 7 ds, cl r. Turn, ch 7 ds, p, 7 ds, turn. R of 7 ds, join to next free p of ch, 7 ds, cl r. Turn, ch 7 ds, p, 7 ds, turn. R of 7 ds, sk 1 p, join to next p, 7 ds, cl r. Make another r, joining to next p. Repeat around working a single r where clover leaf is joined and a set of double rings joined to bottom of clover leaf. Tie and cut thread.

When making mittens on straight needles, always do both on the needle at the same time, using two balls of yarn; your spacing and decreasing will be exactly the same for the two.

NIGHT TABLE DOILY

This is a very versatile medallion in crochet. It is shown as a night table doily, but it could become a chair or vanity set, table runner or buffet scarf. Make it of J. & P. Coats (2 balls) or Clark's (3 balls) Best Six Cord Mercerized Crochet thread size 20, in white or ecru; using a steel crochet hook size 9. The doily measures about 15 inches square.



Abbreviations: Ch (chain); st (stitch); sl st (slip stitch); sp (space); sk (skip); dc (double crochet); tr (treble)—thread over hook twice and work off 2 loops at a time; p (picot); rnd (round).

Gauge: Each motif is about 3 inches square.

First Motif—Starting at center, ch 6. Join with sl st to form a ring.

Rnd 1: Ch 3, 15 dc in ring. Join to top of ch-3.

Rnd 2: Ch 4 (always counts as a dc), in same place as sl st, make 2 tr, ch 3 and 3 tr, * ch 2, sk 1 dc, tr in next dc, ch 2, sk 1 dc, in next dc make 3 tr, ch 3 and 3 tr. Repeat from * around and join.

Rnd 3: Sl st to next sp, ch 4, in same sp make 2 tr, ch 3 and 3 tr, * ch 4, sk

KLONDIKE NOVELTY & JEWELRY Findings

Use leisure time creatively. Make fascinating novelties and jewelry from this bountiful supply of parts for bracelets, brooches, earrings, pins, necklaces, rings, and many other items. Sample lb. bag \$2.00, 5 lb. lot \$7.50. Imported cut stones for jewelry and novelty items. All shapes, colors, sizes. Sample 100 stones assorted \$1.50 lot. Thousand lots \$5.00. Imported beads all colors, sizes, sample lb. \$1.00, 5 lb. lots \$4.00. Prepaid only.

MERCHANDISE DISTRIBUTING CO.

Dept. W-1, 19 East 16th St., New York 3, N. Y.

YARN SAMPLE CARD FREE

Over 200 samples
finest quality yarns
—all colors—send only 10c for handling—mailing. Dept. WB.

SOFT-SPUN YARN CO., 219 Broome St., New York, N. Y.



**MAKE YOUR OWN
RHINESTONE
JEWELRY... AND SAVE!**

Without previous experience, you can make sparkling rhinestone earrings, bracelets, brooches, etc., of professional quality . . . and at a price so low it will amaze you.

Send dime now for 12-page rhinestone catalog-instruction booklet plus 48 page catalog of 60 other interesting and practical handicraft kits.

BEAVER CRAFTS INC., Dept. FF-11
11558 S. Wentworth Ave., Chicago 28, Ill.

CRAFTS
for
all

1 ch, tr in next ch, tr in next tr, tr in next ch, ch 4, sk 3 tr, in next sp make 3 tr, ch 3 and 3 tr. Repeat from * around.

Rnd 4: Sl st to next sp, ch 4, in same sp make tr, ch 5, 2 tr, * ch 6, sk 3 ch, tr in next ch, tr in each of next 3 tr, tr in next ch, ch 6, sk 3 tr; in next sp make 2 tr, ch 5, 2 tr. Repeat from * around and join.

Rnd 5: Sl st in next tr and in each of next 3 ch, ch 10, sc in third ch from hook (picot made), ch 3, tr in same ch as last sl st, * ch 8, sk 4 ch, tr in next ch, ch 3, sc in third ch from hook (another p made), tr in next ch, tr in each of next 3 tr, p, tr in each of next 2 tr and in each of next 2 ch, p, ch 8, sk 2 tr and 2 ch, in next ch make tr, ch 3, p, ch 3 and tr. Repeat from * around. Join to 4th ch of ch 10; fasten and cut.

Second Motif—Work as for first

motif, until 4 rnds are completed.

Rnd 5: Sl st in next tr and in each of next 3 ch, ch 8, sl st in corresponding p on first motif, ch 1, sc in third ch from hook, ch 3, tr in same ch as last sl st on second motif, ch 8, sk 4 ch, tr in next ch, ch 1, sl st in corresponding p on first motif, ch 1, sc in first ch on second motif. Complete rnd joining next 3 ps as before.

Make 5 rows of 5 motifs, joining adjacent sides as second motif was

joined to first motif, where 4 corners meet join third and 4th corners to joining of 2 previous motifs.

Picot Cluster Crochet Edge


Here is an unusual edge to be used on guest towels or doilies, appropriate also for bath towels when made from heavy thread. One yard of lace requires approximately 100 yards of size 20 thread and about a size 11 crochet hook.

Abbreviations: Ch (chain); st (stitch); lp (loop); sp (space); sk (skip); sc (single crochet); dc (double crochet); tr (treble)—thread over hook twice and work off 2 lps at a time; tr cluster—retain last lp of each tr on hook, thread over and pull through all lps at once; p (picot).

Make a ch slightly longer than desired length of lace.

Row 1: Sk one st, * sc in each of next 3 sts, dc in each of next 3 sts. Repeat from * across, turn.

Row 2: Sl st to top of second dc, ch 8, dc in second dc of next group, * ch 6, sc in second dc of next group. Repeat from * across, turn.



Row 3: * Ch 5, make three 3-tr clusters in next dc, ch 1 between clusters, ch 5, sc in next dc, repeat from * across, turn.

Row 4: Ch 3, dc over 5 ch sp, * ch 6, sc in 4th ch from hook for a p, ch 3—a p ch is formed, sc between last 2 clusters of group, p ch, dc over ch 5 sp, dc in sc, dc over ch 5 sp, repeat from * across. Fasten and cut off.

MATERNITY DRESSES

Shop by mail and save! Exclusive maternity style house offers fashions by top designers, \$2.95 to \$22.50. Morning, afternoon, sports & formal wear; maternity suits, corsets & lingerie. (Catalog mailed in plain envelope.)

WRITE FOR FREE CATALOG

FALL STYLES

CRAWFORD'S

DEPT. 39, 729 BALT. AVE.
Kansas City 6, Mo.

Largest Distributors of BEADS and BEADCRAFT SUPPLIES

Indian Beadcraft
Wood Beadcraft
Tile Beadcraft
Cube Beadcraft
Sequin Craft
Stardust Craft
Bead Crocheting
and many others you'll enjoy.

FREE catalog sent on request or ask at your local Hobbycraft dealer.

WALCO BEAD CO.

Dept. W1, 37 W. 37th St., New York 18, N.Y.

Suppliers of World's Best Quality Beads



MAKING HATS AT HOME IS FUN

Be the envy of your friends because of the variety and smartness of your hats! This remarkable course furnishes you complete materials, blocks, etc. Every step illustrated, under the personal direction of one of America's noted designers. Low cost, easy terms. Make millinery an exciting hobby or a profitable business. Send coupon today.

LOUIE MILLER SCHOOL OF MILLINERY
225 N. Wabash Ave., Dept. MI-11, Chicago 1, Ill.
Please send me your FREE catalog describing your training course in professional millinery.

Print Name _____
Address _____

Knitted Pinwheel Doily

Here is a very lacy and pretty round knitted doily. The original was made of number 20 weight mercerized crochet thread and size 14 double pointed knitting needles (5 needles are used). It measures about 9½ inches in diameter; string weight thread and same size needles may be used for a larger size doily.

Abbreviations: K (knit); p (purl); tog (together); O (yarn over); rnd (round); sts (stitches); pss0 (pass slipped stitch over); sl (slip); fagot—O twice, p 2 sts tog; eyelet—k 2 tog, O twice, k 2 tog.

Using 4 needles, cast on 8 sts, 2 sts on 1 needle, 3 sts on each of other 2 needles.

K first 2 rnds. All even rnds are K unless other instructions are given.

Rnd 3: (O, K 1) 8 times (16 sts on needles).

Rnd 5: (O, K 2) 8 times (24 sts).


For greater ease in working slip 6 sts onto a fifth needle and work as before.

Rnd 7: (O, K 3) 8 times (32 sts).

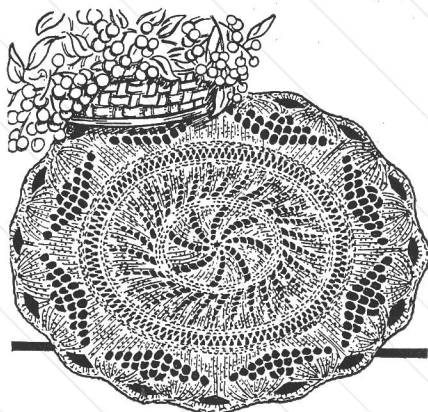
Rnd 9: (O, K 4) 8 times (40 sts).

Rnd 11: (O, K 5) 8 times (48 sts).

Rnd 13: (O, K 6) 8 times (56 sts).



Rnd 15 thru 18: P even in each rnd.
 Rnd 19: (K 2 tog, O) 28 times.
 Rnd 21: (O, K 2) 28 times (84 sts).
 Rnd 23: (O, K 3) 28 times (112 sts).
 Rnd 25: (O, K 4) 28 times (140 sts).
 Rnd 27: (O, K 5) 28 times (168 sts).
 Rnd 29: (O, K 6) 28 times (196 sts).
 Rnd 31 & 32: P even.
 Rnd 33 & 34: All sts in these rnds



are fagot. Fagot (O twice, P 2 tog) 196 sts.

Rnd 35 & 36: P even.

Rnd 37: (K 47, K 2 tog) 4 times, (192 sts).

Rnd 39: K all 192 sts. All uneven rnds through 55 are K 192.

Rnd 40: K 10, eyelet (K 2 tog, O twice, K 2 tog), (K 20, eyelet) 7 times, K 10.

Rnd 42: K 8, 2 eyelets, (K 16, 2 eyelets) 7 times, K 8.

Rnd 44: K 6, 3 eyelets, (K 12, 3 eyelets) 7 times, K 6.

Rnd 46: K 4, 4 eyelets, (K 8, 4 eyelets) 7 times, K 4.

Rnd 48: K 2, 5 eyelets, (K 4, 5 eyelets) 7 times, K 2.

Rnd 50: (6 eyelets) 8 times.

Rnd 51 thru 56: K 192.

Rnd 57: (O 3 times, K 12) 16 times.

Rnd 58: * (P 1, K 1, P 1, K 1) in each O of three O, K 12, repeat from * 15 times.

Rnd 59: * K 12, (sl 1, K 1, pss) 6 times, repeat from * 15 times.

Rnd 60: * K 12, (sl 1, K 1, pss) 3 times, repeat from * 15 times.


Rnd 61: (K 12, sl 1, K 2 tog, pss) 16 times.

Rnd 62: Purl off loosely.

Starch lightly, pin in true circle, pinning each scallop point.

NECCHI
say "Neck'ee"

The Sewing Machine that's almost human!



... needs no attachments!

★ SEWS ON BUTTONS! ★ SEWS ZIG-ZAG!
 ★ MENDS—DARNS! ★ MONOGRAMS! ★ EMBROIDERS!
 ★ BLIND STITCHES! ★ MAKES BUTTONHOLES!
 ★ SEWS STRAIGHT, REVERSE!

The Necchi DeLuxe speeds up sewing. Nation-wide service. Guarantee bond with each machine. Parts always available. Choice of handsome cabinets or portables.



Your local dealer offers easy payments, generous trade-in. **FREE BOOKLET** on Standard or DeLuxe models.


NECCHI SEWING MACHINE SALES CORP.
 164 West 25th St., Dept. K4, N.Y. 1, N.Y.
 In Canada: 464 McGill Street, Montreal, Que.

THREE-TO-MAKE

9420—Jiffy brunch-coat—wraps, buttons. Note the flattering ruffled collar and dipped waistline. Sizes 14-20; 32-42. Size 16 takes $4\frac{1}{2}$ yards; $\frac{1}{2}$ yard contrast 35-inch.

9384—Weskits are just the thing needed for your other separates. Sizes 12-20; 30-42. Size 16 top, $1\frac{1}{8}$ yards 54-inch nap; other, $1\frac{1}{2}$ yards of 35-inch nap.

9429—Slenderizing and graceful! Has forward-swept neckline plunges to the zig-zag buttons. Sizes 34-48. Size 36 takes $4\frac{3}{4}$ yards of 39-inch material.




9429
SIZES
34-48



9420
SIZES
14-20
32-42



9384
SIZES
12-20
30-42



Send **TWENTY-FIVE CENTS** (in coins) for each pattern to:
The WORKBASKET Pattern Service
2401 Burlington

Kansas City 16, Mo.

TWENTY CENTS more for the new Fall Pattern Book with a free pattern printed in the book.

Place "C"
and "E" on fold
at dotted line.

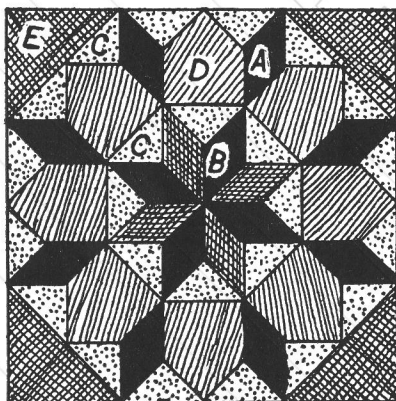
C
24 Yellow

E
4 Green

A
12 Pink

B
4 Green

D
8 Green



Cut cardboard
pattern of
each piece

Star of Bethlehem

Star of Bethlehem

Here is an old favorite among quilts. It is usually pieced of green print, pink, very light yellow, with white corners or E pieces; may be green if you like. The numbers given on each pattern are enough for one block. The block is 14 inches square.

You may set this design as an all-over pieced quilt; this will require 30 blocks and with a 3-inch border, will make a quilt about 76 x 90 inches. Set the blocks 5 across and 6 up and down. The point where the E pieces are joined will become a square running bias.


If you prefer, you may use 20 blocks (4 across and 5 up and down) and set them with three-inch bands between. These may be of white; or they may be composed of inch-wide strips (cut them an inch and a half), a colored strip between two white ones. This will require a square at corners of blocks, which may be plain, of color, or a nine patch. To make the nine patch, you will need 5 squares of color (cut an inch and a half) and 4 of white. You will need 31 strips to set and 12 squares at the corners.

To piece the block, stitch the A and B pieces together in pairs (you will need 4 pairs), add a C piece, and join AB pairs with C until your section has 8 sides. Add D and A pieces, filling in with C; again you have an 8-sided piece. Square it off with E in white or green.

You will need about $4\frac{2}{3}$ yards green, $2\frac{1}{2}$ yards yellow, $1\frac{1}{2}$ yards pink, 1 yard white, $\frac{3}{4}$ yard for border.

A tin pie plate, mounted with nail or screw on a kitchen shelf, with a washer between the plate and the shelf, provides a handy revolving shelf for spices and flavorings.

In the Future




Unexcelled in beauty is this crocheted rug made of rug yarn in a variety of colors. The complete edge is finished in loop stitch fringe; or make it of odds and ends of yarn around the house. It can be made any desired size you wish.

The holly wreath lapel pin is crocheted in green and red. It can be made in a jiffy in simple crochet stitches.

The knitted leaf edge is nice on scarfs, towels or around edge of linen place mats.

Combine tatting with fine lace insertion and use as a trim on blouses or children's clothes. Combining two pieces of insertion with tatting is particularly attractive.

The twisted rick rack and curved edge of tatting makes a pretty edge for a round linen doily.



Basket of Books

MONEYWISE

Mary Berkeley Finke and Helen Knox
(286 pages; G. P. Putnam's Sons, New York
City, New York; \$3.50)

Believing that the intelligent woman of today should be both able and willing to understand all aspects of the problems involved in handling monetary matters, Mary Berkeley Finke and Helen Knox have produced this guidebook that should do much to dissipate the mystery that financial matters have always presented to the female mind.

According to a recent survey, the authors say, "Eighty-six per cent of women between the ages of twenty and forty-four have been employed in gainful work at some time in their lives." It is also well known that through inheritance and earnings, women control a very large percentage

of the wealth of the country. Because of these facts, because "modern American women have won their spurs as free, independent individuals," Mrs. Finke and Miss Knox feel strongly that women should stop wearing blinders and behaving like stupid clinging vines whenever the question of money is broached. Women who are intelligent enough to understand merchandising and music, medicine and law, as well as women who are intelligent enough to do an efficient job running a household, are surely sufficiently intelligent to grasp the whys and wherefores of basic finance, particularly when it is explained in as clear and logical fashion as it is in this book.

Section one is devoted, among other things, to banking, to a discussion of the functions of the various types of banks and to an analysis of the service they can and do provide their customers. Checking accounts are discussed in detail and all possible tips are included to insure that the reader will know how to maintain a well-ordered one. The authors say, of course, that one should keep careful track of one's balance and always fill in one's stubs, but they also include less obvious instructions, such as cautioning on draw-

Personal
PHOTO
CHRISTMAS
CARDS
including envelopes

as low as
20 for \$1
(plus 20¢ shipping)

Get free sample De Luxe Yulecard from your snapshot before you buy! Send negative with 3¢ stamp (after Nov. 15 send 6¢ for 1st class return postage). If without negative, send photo and 50¢ for new negative. Negatives returned with sample. No obligation. Satisfaction guaranteed. Offer expires Nov. 30.

FREE
SAMPLE

YULECARDS, DEPT. 43, QUINCY 69, MASS.

ing against uncollected checks, post-dating checks, and endorsing checks indiscriminately, and then explain the danger inherent in these various practices.

One of the more interesting chapters is the one on charting one's income. Here the subject of budgets is examined from all angles and many valuable suggestions are made for families in the varying income groups. There is an excellent chapter on taxes too, which should do much to simplify a problem that many women have heretofore considered insoluble. Investments with all their ramifications are discussed at length, and the problem of buying real estate is also explored. There is a fine chapter on insurance of every kind and an outstanding one on the importance not only of making a will but also of having a lawyer draw it up. There are even chapters on financing one's travels and on handling club finances.

Mrs. Mary Berkeley Finke was loan officer and manager of the women's department of the Morris Plan Bank (now the Industrial Bank of Commerce) in New York for twenty years and, for the same length of time, Miss Helen Knox was manager of the women's division of the Grand Central branch of the Chase National Bank. Obviously they are eminently fitted to write a book of this sort and it is one for which women in all walks of life will be grateful. If, for instance, a woman doesn't know how she can borrow money to tide her over a crisis, what Social Security will ever mean to her, how long she should keep canceled checks, and whether or not it is to her advantage to make a joint income-tax return with her husband, she'll find complete answers to those and hundreds of other important questions in "Moneywise".

FOR THE NEW MOTHER

Mildred V. Hardcastle

(159 pages; illustrated; John C. Winston Co., Philadelphia, Penn.; \$2.00)

Every mother who has cared for her own baby instead of delegating the responsibility to a nurse will recognize the soundness of the advice offered by Mildred Hardcastle in this practical, readable book. She has allowed common sense and her experience with her own twins to be her guide and, as a result, what she has to say should be of immense value to all new mothers.

Although Mrs. Hardcastle writes primarily for the mother who does her own housework, the suggestions that she makes will do much to simplify the existence of every mother who wants to understand her baby and care for him in the most intelligent, and easiest possible way. As she says herself, this book was written "to help new mothers enjoy their first year with baby and build a firm foundation for his subsequent physical, mental and emotional growth." In line with this policy there are, throughout the book, recommendations to the mother regarding her own well-being. Mrs. Hardcastle suggests, for instance, that during the first weeks particularly,

NOW! ANYONE CAN HAVE HOT WATER QUICK!

NEW POCKET-SIZE PORTABLE ELECTRIC WATER HEATER

Heats 1 gallon cold 59° water to very hot 100° in less than 3 minutes. Think of it!

REGULAR PRICE \$2.95 **FOR A LIMITED TIME ONLY \$1.98**

Merely place a BOIL-QWIK Portable Electric Water Heater in a receptacle containing water. Plug in the nearest socket—turn on switch! In few minutes

Hot Water, speed depends on quantity. Thousands use for bath, shaving, washing clothes and dishes, cleaning cream separators, pails, etc. No fires to build, or running to basement to light fires. Read and follow directions before using. Regular price is \$2.95; however if you'll tell friends about BOIL-QWIK to advertise it for us we will let you have one for only \$1.98 plus tax. **SEND NO MONEY!** Just send your name and address. On arrival pay the postman \$1.98

plus Federal Tax, C. O. D. postal charges. Satisfaction guaranteed or return within 10 days for full refund of purchase price. This special price offer is subject to withdrawal without notice so **WRITE TODAY.**

BOIL-QWIK, 333 N. Michigan, Dept. Y-43 Chicago 1, Ill.



BIG MONEY For Agents, Distributors Write Today!

NYLON YARD GOODS

PARACHUTE NYLON—100% PURE. The best that Uncle Sam could buy. Brand New, Durable Strong quality, 39 inches wide. White only. Perfect for dresses, blouses, curtains, uniforms, dozens of other uses. It's easy to dye, to launder, never needs ironing, dries one hour. Send check or M.O. today. If C.O.D. send \$1 dep. **SATISFACTION GUARANTEED.**

90c per YARD On orders of 10 yards or more. Postpaid.
Less than 10 yds.: 95c per yard.

American Agency, 799-D Broadway, New York 3, N. Y.

meals be kept nourishing but utterly simple, that no more housework be done than is absolutely necessary, and that the mother take time for a nap herself every day while baby is doing the same thing. She believes that in order to care properly for a baby and enjoy being with him one must feel fit and not tired all the time, pointing out that the early months when the child does little except eat and sleep are the time when the mother should try to build up a reservoir of strength and placid nerves so that she can be in condition to cope with the extremely active times soon to come.

“For the New Mother” begins with the arrival home of the brand new baby and carries one through the first year in cheerful, sensible detail. Early chapters deal with such activities as bathing and feeding the baby, dressing him, and caring for him in an emergency before the arrival of a doctor. Mrs. Hardcastle talks of toys, discusses at length various precautionary measures one should take about the house, analyzes the training problem, teething, teaching a child to drink from a cup and eventually to feed himself, and the various emotional problems that are bound to arise. She concludes with suggestions for a party to celebrate the end of the first year, leaving the reader convinced that any mother who adheres to her formulas will be, at that time, as gay and healthy as she was herself, and that the baby too will be blooming.

STATEMENT OF THE OWNERSHIP, MANAGEMENT, CIRCULATION, ETC., REQUIRED BY THE ACT OF CONGRESS OF AUGUST 24, 1912, AS AMENDED BY THE ACTS OF MARCH 3, 1933, AND JULY 2, 1946, OF THE WORKBASKET, published monthly at Kansas City, Missouri, for November, 1950, State of Missouri, County of Clay, ss. Before me a Notary Public in and for the state and county aforesaid, personally appeared John E. Tillotson II, who, having been duly sworn according to law, deposes and says that he is the Business Manager of THE WORKBASKET and that the following is, to the best of his knowledge and belief, a true statement of the ownership, management, etc., of the aforesaid publication for the date shown in the above caption, required by the Act of August 24, 1912, as amended by the Act of March 3, 1933, embodied in section 537, Postal Laws and Regulations, to wit:

1. That the names and addresses of the publisher, editor, staff artist and business manager are: Publisher: Mrs. John E. Tillotson, 2401 Burlington, Kansas City 16, Missouri; Editor, Mary Ida Sullivan, 2401 Burlington, Kansas City 16, Missouri; Staff Artist, Virginia Brown, 2401 Burlington, Kansas City 16, Missouri; Business Manager, John E. Tillotson II, 2401 Burlington, Kansas City 16, Missouri.
2. That the owner is: Modern Handcraft, Inc., 2401 Burlington, Kansas City 16, Missouri, whose stockholders are: John E. Tillotson, 2401 Burlington, Kansas City 16, Missouri; C. S. Tillotson, 2401 Burlington, Kansas City 16, Missouri; John E. Tillotson II, 2401 Burlington, Kansas City 16, Missouri; Mary Elizabeth Roskam, Kansas City 16, Mo.
3. That the known bondholders, mortgagees and other security holders owning or holding 1 per cent or more of total amount of bonds, mortgages or other securities are: none.
4. That the two paragraphs next above, giving the names of the owners, stockholders and security holders, if any, contain not only the list of stockholders and security holders as they appear upon the books of the company, but also, in cases where the stockholders or security holder appears upon the books of the company as a trustee or in any other fiduciary relation, the name of the person or corporation for whom such trustee is acting, is given; also that the said two paragraphs contain statements embracing affiant's full knowledge and belief as to the circumstances and conditions under which stockholders and security holders who do not appear upon the books of the company as trustees, hold stock and securities in a capacity other than that of a bona fide owner; and this affiant has no reason to believe that any other person, association or corporation has any direct interest or indirect, in the said stock, bonds or other securities than as so stated by him.

JOHN E. TILLOTSON II.

Sworn to and subscribed before me this 24th day of August, 1950.

ALMA SWENSON.

Notary Public, Clay County, Missouri. (My commission expires April 12, 1953.)

You Can Make EXTRA Money With This New FREE Book

Read how these people cash in on their spare time . . . while building a secure future.

Selling cross-word puzzles brings A.D. \$2.50 to \$25.00 each.

A crippled hobbyist from Kentucky earns as high as \$40 a week.

Reverend J.O.A., retired because of ill health at 63, now has his own "social security program" consisting of a hobby that brings

him \$150.00 some months of the year.

A seasonal hobby averages \$200 a year for Mr. & Mrs. D.S. of Ind.

A shut-in makes about \$150 a month.

A pastime earned \$200 in four weeks for N.C. of Connecticut.

This Book, "173 Ways to Make Money at Home" Is Not for Sale ...It's GIVEN to You!

with your "get acquainted" subscription to PROFITABLE HOBBIES.



You'll save money by taking advantage of this wonderful offer. For only one dollar you'll receive PROFITABLE HOBBIES for five months. Five idea-packed issues that show you how to find a hobby that will pay off. For honest-to-goodness pleasure and profit, fill out the coupon below, then send it with \$1 to the publisher, who guarantees your satisfaction.

Each Colorful Issue Brings You

- Full Length Articles.
- How-to-Do-It Diagrams.
- Plenty of Illustrations.
- Eight Regular Departments.

VALUABLE COUPON

PROFITABLE HOBBIES
 752 Hobby Building, Kansas City 16, Missouri

Please send at once my copy of "173 Ways to Make Money at Home" absolutely FREE. I wish to become a regular reader of Profitable Hobbies Magazine and am enclosing \$1.00 for a five months subscription. **This offer good only on subscriptions ordered on this coupon.**

Name.....
 Address.....
 City.....Zone.....
 State.....

New Subscriber Renewal

NEEDLEWORKERS... START YOUR HOBBY! EASIER, THRIFTIER WITH A HERRSCHNER KIT

CROCHET THIS RIPPLE AFGHAN



STARTING KIT
HAS 8 SKEINS OF
100% PURE WOOL
YARN, CROCHET HOOK,
INSTRUCTIONS

\$1.00
PLUS 10c POSTAGE,
HANDLING

486—Create lasting beauty with your crochet hook! Make this ever-popular Ripple Afghan, the blending of warm colors makes it most appealing. You can begin at once for just \$1.00 plus 10c for postage and handling. Buy additional yarn as needed. Starting Kit contains eight 40-yd. skeins of Herrschners soft, 100% Worsted Wool Yarn in shades of Reds and Rose, Greens and Rust, or Browns and Yellows, correct crochet hook and easy-to-follow instructions. 100% satisfaction or your money back. Order today by number and specify colors. Begin for only \$1.00 plus 10c postage and handling.

MAKE A HOOKED RUG




STARTING KIT OF
28" x 40" PATTERN,
1 OZ. SKEIN WORSTED
WOOL, RUG NEEDLE,
INSTRUCTIONS

\$1.00
PLUS 20c POSTAGE,
HANDLING

487—Hook an exquisite rug, its fun, easy-to-do! Save with your handcraft and save with Herrschners low prices. Make this lovely, colorful rug with Herrschners durable 100% pure virgin worsted wool yarn in 1 oz. skeins. Begin your rug for just \$1.00 plus 20c for postage and handling. Starting Kit has 28x40 inch calendered Angus Burlap pattern, 1 oz. skein of fast color worsted wool yarn, instructions, and a rug needle. You can order additional worsted wool Rug Yarn in the required colors and amounts for only 28c for each 1 oz. skein. 100% Satisfaction or your money back.

EMBROIDER BABY KIMONAS and SACQUES



STAMPED ON
FLANNELETTE

SET OF 3 KIMONAS

\$1.00
PLUS
POSTAGE

SET OF 3 SACQUES

69c PLUS
POSTAGE

488—Embroider practical baby Flannelette Kimonas and Sacques in sets of three! They are full-cut, attractive, and of quality that will withstand wear. Flat-stamped on snowy white Flannelette. Edges plain, for finishing with blanket stitch. (No Ribbon) Set of three (3) Kimonas \$1.00. Set of three (3) Sacques, 69c. Thread Kit for either three Kimonas or three Sacques 20c extra. Add 20c for postage and handling. Order today! 100% Satisfaction or money back. Order by number, specify Kimonas and/or Sacques.

EASY-TO-DO PUNCHWORK PILLOWS



STARTING KIT OF
PATTERN, PILLOW
TOP, FRAME, NEEDLE,
AND ONE SKEIN OF
WOOL YARN

\$1.00
PLUS 20c POSTAGE,
HANDLING

489—Fun-to-make, fascinating Punchwork Pillows to beautify your home—and at low cost! Starting Kit of complete instructions, 18x18 inch stamped pattern in your choice of Kitten or Pondlily design, 18x18 inch piece of excellent quality black duvetyne, 40-yd. skein of 100% Worsted Wool yarn, punchwork needle and wood frame for only \$1.00 plus 20c for postage and handling. (Teasel Brush and Glass taxidermist eyes included with Kitten only.) 100% Satisfaction or your money back. Be sure you order by number and design.

FREDERICK HERRSCHNER CO.
33 S. WABASH AVENUE, CHICAGO 3, ILLINOIS