

★ *Creative Commons 4.0 NC SA BY FREE DISTRIBUTION ONLY - NOT FOR SALE* ★
SPECIAL CONTEST ISSUE

WORKBASKET

The World's
Largest
Needlework
and Crafts
Magazine

Display prominently until May 31

May 1992

U.S. \$2.25

Can. \$2.25

05



0 71486 01684 7

www.antiqdatapatternlibrary.org 2011/05

Beginners and Professionals Can Sew Anywhere... Easily... Instantly With the Battery Operated

PORTABLE HAND-HELD
SINGER
HANDY STITCH™

NOT SOLD IN STORES

NOW ONLY **\$29⁹⁵**

Two For \$58.00



SINGER HANDY STITCH

The **SINGER Handy Stitch** includes All These Accessories:
5 Ready-To-Use Bobbins In Popular Colors.
Extension Spindle (For Standard Spools). 1 Extra Needle. Needle Threader. Seam Ripper With Protective Case. Battery Pack (4 "AA" Batteries—Not Included).

AN AMAZING HAND-HELD BATTERY OPERATED PORTABLE SEWING MACHINE MADE BY SINGER, THE MOST FAMOUS NAME IN SEWING!

Now... from Singer... a portable sewing machine that sews just like the big machines. Use this "wonder" at home... on business trips, vacations. The Singer Handy Stitch is perfect for ON-THE-SPOT mending emergencies. Even if you've never sewn before, now you can hem dresses and pants, hem curtains still on rods and slipcovers right on the furniture, quickly and easily! IMPORTED

ORDER EXTRAS FOR YOUR OFFICE OR CAR! PAYS FOR ITSELF WITH JUST A FEW MENDS! ... ORDER NOW! AC-DC ADAPTER SOLD SEPARATELY ONLY \$9.95. MAIL ATTACHED ORDER FORM OR CALL

TOLL FREE 1-800-776-5400

S from **SINGER** Quality since 1851
S **SATISFACTION GUARANTEED**
If I am not pleased for any reason, I may return the **SINGER HANDY STITCH** within 30 days of receipt for a full refund, (except ship. & hdg.). Our policy is to process all orders promptly. We charge your credit card only when order is shipped. Shipment guaranteed within 60 days.

NATIONAL EXPRESS, Inc., 2 Morgan Ave., Norwalk, CT 06851

SATISFACTION GUARANTEED—MAIL TODAY!

**NATIONAL EXPRESS, Inc., Dept. WKB3
2 Morgan Ave., Norwalk, CT 06851**

YES! Send me the new **SINGER HANDY STITCH** as indicated below.

- Send One (1) **SINGER HANDY STITCH** at just \$29.95 plus \$5.95 shipping and handling.
- Send Two (2) at just \$58.00 plus \$9.95 ship. & hdg.
- Send One (1) **SINGER HANDY STITCH AC-DC ADAPTER** at just \$9.95 plus \$2.50 shipping and handling.
- Send Two (2) at just \$18.00 plus \$2.95 ship. & hdg.

Enclosed is \$_____ (CT res. add sales tax)

Charge to my: Visa MasterCard
 Discover Card American Express

Account No. _____ Expires _____

Name _____ (please print)

Address _____

City _____

State/Zip _____

© National Express, Inc., 1991



The **22** Greatest Songs of the Legendary
Patsy Cline

All Original Recordings!

Patsy Cline is one of the true singing legends to emerge from the 50's. Her pure honest voice touches your deepest emotions with every song. Even today, nearly 30 years after a plane crash tragically ended her life, Patsy's songs are requested more than ever on radio stations all across America.

The Most Complete Patsy Cline Collection Ever Offered.

I FALL TO PIECES... CRAZY... SHE'S GOT YOU. Heartland Music brings you all her most-loved recordings. From her very first hit... WALKIN' AFTER MIDNIGHT... to the last beautiful songs she ever recorded... SOMEDAY and SWEET DREAMS (the title song of the major motion picture honoring Patsy's life). You get all these, and more, in this legendary Patsy Cline treasury.

SATISFACTION GUARANTEED. If you're not convinced that this will be one of your favorite collections, just return it for a full refund, no questions asked.

THIS COLLECTION IS NOT SOLD IN STORES!

Credit Card Customers Call Toll-Free 1-800-788-2400
24 Hours • Everyday • Ask for Operator 803
Or Mail The Coupon Below Today!

© HEARTLAND MUSIC

NO-RISK ORDER FORM

MAIL TO: HEARTLAND MUSIC • 1341 Ocean Avenue • Box 106 • Dept. 803 • Santa Monica, CA 90401

Please send me **The Legendary Patsy Cline:**

ONLY \$2.50 SHIPPING AND HANDLING no matter how many collections I order.

- Send my collections on:
- 2 Records - Item# HL1097/98 - \$12.98
 - 2 Cassettes - Item# HC1097/98 - \$12.98
 - 1 CD - Item# HD1097/98 - \$16.98
 - CHECK or MONEY ORDER. \$ _____

Sorry no C.O.D.'s OR CASH.
Please allow 3-4 weeks delivery.
CA and NY residents add sales tax.

CHARGE IT:
 VISA MASTERCARD AMEX

NAME _____ 803

ADDRESS _____ RT or APT

CITY _____ STATE _____ ZIP _____

SIGNATURE (REQUIRED FOR CHARGE ORDERS) _____

ACCOUNT NO. _____

EXP. DATE _____

CONTENT PAGE



FEATURES

50 SNIP A FAIRY TALE

Foods

66 OLIVE OIL

Gardening

72 EVERLASTING STRAWFLOWERS

DEPARTMENTS

- 6 EDITOR'S NOTES
- 18 BEST OF WORKBASKET LACY CROCHETED GLOVES
- 32 CAROL'S CAT CORNER
- 46 KIDS' STUFF EASTER BASKET
- 48 CLASSIC SWEATER CONTEST
- 56 HEALTH & BEAUTY
- 58 WHAT'S NEW
- 60 TERMS IN BRIEF
- 70 BUYER'S GUIDE
- 93 PUZZLE
- 95 FASTEN OFF RIBBON FLOWER BASKET

To Crochet

8 OPEN WORK TOP

16 CURTAIN AND VALANCE

To Knit

22 GIRL'S COLORFUL CABLE SWEATER

26 GIRL'S/MISSES' PULLOVER

To Tat

20 LACY DOILY

To Stitch

36 PHOTO FRAME AND SWITCHPLATE


40 OVEN MITT AND SHELF TRIM

Crafts

43 QUILLED PLAQUE



P. 8



P. 20



P. 66

APRIL-MAY 1992
NO. 4 VOL. 57

"DO YOU KNOW THESE LITTLE-KNOWN NATURAL HEALING FOODS? WHAT YOUR DOCTOR NEVER TELLS YOU. PLUS, FIVE FOODS YOU SHOULD NEVER BUY."

NEW NATURAL HEALING SECRETS REVEALED! 230 WAYS TO PERFECT HEALTH.

(By Frank K. Wood)

FC&A, a Peachtree City, Georgia, publisher, announced today the release of a new book for the general public, "1992 Natural Healing Foods Encyclopedia." In their book, the authors claim many health benefits with full explanations.

- Alzheimer's disease from your pots and pans?
- The nutrient that cuts the risk of fatal stroke by nearly half!
- Losing your memory? Scared it's senility? It could just be a shortage of this single nutrient!
- Discover the "best anti-aging vitamin in existence"!
- A little-known, natural trick to lose weight without dieting.
- Losing your hair? Eating more of this could be the answer.
- This folk remedy in your cabinet can help relieve arthritis pain in both young and old.
- A food that often stops intestinal cramps, pain and noisy gurgling.
- Discover what dangerous ingredient cheese, pickles and cake mixes have in common.
- Depressed? You may not be getting enough of this nutrient.
- This nutritional fighter can help knock out cancer before it gets started.
- Before going out for a day in the sun, find out why you should leave off those juicy fruits.
- A powerful nutrient that clobbers cancer cells!
- Delicious "miracle food" lowers cholesterol 20 percent.
- What foods cause unnecessary illnesses.
- If you suffer from asthma attacks, the villain may be as near as your pantry.
- Hearing loss in elderly restored by this mineral



"How many of these little-known health secrets do you know? Could one of them save your health?"

- Amazing cholesterol-fighting omega-3 "fish oil" – from vegetables? Yes! Here's where.
- How eating liver can blur your vision.
- Too much of this nutrient actually can cause cancer!
- A snack that can make your blood pressure shoot up.
- When sifting your flour harms your heart!
- Feeling his oats – what happened to a 75-year-old man who ate too much of a good thing!
- Avoid this bottled drink that might cause heart attack or stroke.
- A "healthy" beverage that causes headaches, loss of sleep and alarming side effects.
- And 202 more healing foods tips!

Learn all these natural healing secrets. Book includes 230 ways to perfect health. To order a copy, just return this notice with your name and address and a check for \$5.99 plus \$2.01 shipping and handling to our address: FC&A, Dept. BWB-3, 103 Clover Green, Peachtree City, GA 30269. Make checks payable to FC&A. We will send you a copy of "1992 Natural Healing Foods Encyclopedia" right away.

Save! Return this notice with \$11.98 plus \$2.01 for two books. (No extra shipping and handling charges.)

You get a no-time-limit guarantee of satisfaction or your money back.

You must cut out and return this notice with your order. Copies will not be accepted!

IMPORTANT — FREE GIFT OFFER EXPIRES MAY 20, 1992

All orders mailed by May 20, 1992, will receive a free gift, guaranteed. Order right away!

EDITOR'S

NOTES

Dear WORKBASKET Reader:

Great news in this issue for all knitters and crocheters!! Enter your original design in our Classic Sweaters contest. Start now and send us your photos and instructions by June 30, 1992. You may be the one to win a cash prize and have your creation published. Check pages 48 and 49 for regulations and entry form. We're expecting to see spectacular entries from all our readers.

This issue has craft and needlework projects with a European flavor, from the fashionable crocheted top on the cover, to curtains and typical European craft projects like quilling and Scherenschnitte, the art of paper cutting.

I think you'll look forward to the next WORKBASKET, the one that I like to call our "Gift-ables" issue. You'll find quick and easy-to-make gifts suitable for any occasion and for almost anyone. Gifts for a new baby, an anniversary, a birthday or holiday. Things to give to neighbors, teachers, friends or family members. There will be slipper patterns in both knit and crochet, golf club covers to knit or crochet, fun-to-craft, inexpensive-to-make stickpins and a duplicate stitch pattern to work on your own handknit or a purchased sweater. There's sure to be a project you'll enjoy.

Roma Jean Rice
Roma Jean Rice
Executive Editor

Creative Commons 4.0 NC SA BY FREE DISTRIBUTION ONLY NOT FOR SALE

WORKBASKET

KC Publishing, Inc.
4251 Pennsylvania Avenue, Kansas City, MO 64111

JOHN C. PREBICH, Publisher
CAROL A. PREBICH, Associate Publisher
ROMA JEAN RICE, Executive Editor
SARAH K. TOBABEN, Assistant Editor
INGER SKAARUP, Food and Garden Editor
JAMES S. CLARK, Director Art & Graphics
ERIC SCHOTLAND, Associate Art Director
CYNTHIA M. PETREHN, Associate Art Director
BARBARA ADAMS JUSTUS, Typographer
CONNIE MOSS, V.P. Production & Adv. Support
ROXANA CANDILLO, Assistant Prod. & Adv. Support
BETH DAWSON, Director Adv. Research & Analysis
JUDY DAWSON, V.P. Circulation & Marketing
JEFF NIGHTINGALE, Manager Books & Products

ADVERTISING OFFICES: KANSAS CITY: Knapp & Associates, Inc., Everett Knapp, Manager; David Rochelle, Account Executive, 4251 Pennsylvania Ave., Kansas City, MO 64111; (816) 756-3838. NEW YORK: Venezia & Associates, Inc., Pat Venezia, Manager; Louis DeMarco, Account Executive, 50 East 42nd Street, New York, NY 10017; (212) 697-7990. SOUTHEAST: Agger Media Sales, Catherine Gallagher, Manager, P.O. Box 8577, Asheville, NC 28814; (704) 253-3558. DETROIT: Dave Jackson & Associates, Dave Jackson, Manager, 33975 Dequindre, Suite 107, Troy, MI 48083; (313) 585-8266. CHICAGO: Magazine Services, Inc., Vicki Fuchs, Manager; Andrew Smith, Sherman Keats and Mark Oldham, Account Executives; 500 N. Michigan Avenue, Suite 1312, Chicago, IL 60611; (312) 280-7917. LOS ANGELES: Gage Media Sales, Les Gage, Manager, 343 Riviera Dr., Costa Mesa, CA 92627; (714) 548-7690. CANADA: The Fenn Company, 148 King Road East, King City, Ontario L0G 1K0; (416) 833-6200. CLASSIFIED ADVERTISING COORDINATOR: Warren Lampe; (800) 878-PULL.

To inquire about subscription matters, include magazine label in your letter and mail to: WORKBASKET Magazine, P.O. Box 7505, Red Oak, IA 51591-0505.

WORKBASKET (ISSN 0162-9123) is published bimonthly by KC Publishing, Inc., 4251 Pennsylvania Ave., Kansas City, MO 64111. Printed in U.S.A. WORKBASKET is a registered trademark of KC Publishing, Inc. © 1992 KC Publishing, Inc. Second Class postage paid at Kansas City, Missouri, and at additional mailing offices.

SUBSCRIPTION RATES: Single copy price \$2.25. Subscriptions \$12.95 per year (6 issues) for U.S. and possessions; Canadian \$20.28 (includes GST); all other foreign countries (U.S. Funds) \$18.95. Back issues \$3.75 each ppd., when available. Binders available at \$12.45 each postpaid.

CHANGE OF ADDRESS: Six weeks advance notice required for change of subscription address. Both old and new addresses must be given and mailed to P.O. Box 7505, Red Oak, IA 51591-0505. Copies misdirected due to failure to provide timely change of address information will not be replaced.

CONTRIBUTORS: Every effort will be made to return rejected manuscripts, etc., if accompanied by sufficient first class postage, but publisher will not be responsible for any loss of such material.

POSTMASTER: Send U.S. address changes to WORKBASKET Magazine, P.O. Box 7505, Red Oak, IA 51591-0505.

Black Forest Weather House \$988 *Perfect Gift*




This original Weather House is an authentic miniature of the tidy cottages that dot the Black Forest hillsides. In it live grumpy old Herr Hans and his flaxen haired daughter, Brunhild. When papa Hans strides out with his diminutive umbrella, watch out for rain or snow! But when Brunhild goes for a stroll, be of good cheer for clear, dry weather and sunny skies are ahead! Their movements are controlled by an ingenious, yet simple mechanism based on the principle of Hygrometrics. People everywhere in the world use these quaint Weather Houses to help foretell weather conditions in their own localities. Each Weather House is meticulously hand-made with methodical German Precision — every one fashioned with the rich sepia woods and quality material of the Black Forest. No. 4866D—Weather House \$9.88
SPECIAL: Two for only \$15.95, Three for \$20.95

MADE IN GERMANY

LIMITED OFFER: We have a very limited quantity of a SUPER DELUXE Weather House. With all of the above features, it is much larger in size. A standout in home decor. No. 4848D—Super Deluxe Weather House ... \$18.95

TELLS THE WEATHER EVERY MORN 'N EVE

COW CLOCK
Swinging Udder Pendulum!



Battery Operated **Quartz Movement**

Solid Wood Construction

Our Black and White Hereford keeps time with "udder" accuracy. Its Modern Quartz "M-o-o-vement" operates on one "A" battery — hang it anywhere — no wires or plugs. Handcrafted from Solid Wood and painted Black and White with a flesh colored udder. Her udder is actually a pendulum that swings to and fro. Measures 8" x 8".
No. 5112—Wooden Cow Clock \$29.99
"Unherd" of Savings! 2/\$54

WASP TRAP
Makes Eating Outside a Pleasure

100% Effective!



Hang From Tree Limb, Pole or Home, 5' to 9' Off Ground

A simple, yet 100% effective way to rid your yard of Wasps, Yellow Jackets and Hornets. Just add sugared water to attract wasps and a little liquid detergent to coat their wings. Wasps can't resist. They fly up trap — once in, there's no escape. They fall into water and drown. Hang one or several of these ingenious traps near your patio or deck. Get so much more enjoyment... especially when eating or cooking out. Take along on picnics or when camping out. A simple solution — safe and foolproof. Comes with hanging wires. Measures 6" across. Sturdy, Hi-Impact construction. Use more than one for more infested areas.
No. 8173 — Wasp Trap \$4.88
Two Only \$9 — Three Only \$12 — Four Only \$15

Mail Order with check, cash or money order. Include \$3.45 postage & handling fee (non-refundable). Allow 4-6 weeks delivery. Money back guarantee. N.Y.S. residents must include local sales tax.
FOSTER-TRENT INC., DEPT. (935-D), 29 BEECHWOOD AVE., NEW ROCHELLE, N. Y. 10801

INSPIRED BY THE 60's

Burden of Proof actress models our open-weave sweater

You've probably seen her in soap operas or television movies; you may have seen her on stage. But Anne Bobby is more than just an actress. She's also a needlepoint enthusiast. Anne says, "In between shows or between scenes I have time on my hands — time that isn't really mine because I must concentrate on what comes next. For me, needlework is almost meditative. It's most relaxing yet I can focus on what's happening."

Prestamped needlepoint projects are completed too quickly, so she designs her own patterns. She selects the color shadings and creates borders to enhance the final piece. Her most recent design is based on a tapestry acquired by the Metropolitan Museum of Art at the Cloisters.

Anne was named a Presidential Scholar in the arts in 1985 and studied acting at the British American Drama Academy at Oxford University. An avid history buff (especially the Middle Ages), she's at NYU majoring in history with a minor in Russian. —RJR

Her credits include: *Burden of Proof* (1992 ABC miniseries), *Children of the Bride*, *Baby of the Bride*, *Gabriel's Fire* and *Cop Rock on TV*; *Nightbreed* and *Born on the Fourth of July* on film; *The Real Thing*, *Precious Sons* and *Smile* in theater.

By Virginia Otto

You will need 14 (18) balls of Patons "Cotton DK" color #3690 turquoise, sizes E and F crochet hooks for size 10-12, sizes F and G crochet hooks for size 14-16.

Gauge: Size E hook: 18 sts equal 3 inches
Size F hook: 18 sts equal 3-1/2 inches
Approximately 16 rows equal 7 (8) inches

TO SAVE TIME, TAKE TIME TO CHECK GAUGE.

BACK: With size E (F) hook, ch 129.

Foundation Row: Dc in 5th ch from hook, *ch 2, sk 2 ch, dc in next ch; repeat from * across, dc in last ch. Ch 4, turn.

Row 1: (Right Side) 3 Dc in first ch-2 sp, *ch 3, sk next ch-2 sp, 3 dc in next ch-2, repeat from * across, end ch 1, dc in top of turn ch of last row. Ch 3, turn.

Row 2: Dc in ch-1 sp, *ch 3, 3 dc in ch-3 sp, ch 5, 3 dc in next ch-3 sp, ch 3, 3 dc in ch-3 sp; repeat from * across, end last repeat 1 dc in turning ch, 1 dc in 3rd st of turning ch. Ch 1, turn.

Row 3: Sc in first dc, ch 1, sc in ch-3 sp, *ch 3, 3 dc, ch 5, 3 dc in ch-5 sp, (ch 3, sc in next ch-3 sp) twice; repeat from * across, end ch 3, 3 dc, ch 5, 3 dc in ch-5 sp, ch 3, sc in ch-3 sp, ch 1, sc in top of turning ch. Ch 1, turn.

Row 4: Sc in first sc, sc in ch-1 sp, *ch 2, dc in next 3 dc, 3 dc, ch 3, 3 dc in ch-5 sp, dc in next 3 dc, ch 2, sk next ch-3 sp, 3 sc in next ch-3 sp; repeat from * across, end last repeat sc in ch-1 sp, sc in last sc. Ch 1, turn.

Row 5: Sc in first sc, *ch 2, dc in next 6 dc, 6 dc in ch-3 sp, dc in next 6 dc, ch 2, sc in center sc; repeat from * across, end last repeat sc in last sc. Ch 4, turn.

Row 6: *Dc in first dc of shell, (ch 1, sk 1 dc, dc in next dc) 4 times, ch 2, dc

in next dc, repeat between ()'s 4 times: Repeat from * across, tr (yo hook twice) in sc. Ch 1, turn.

Row 7: Sc in tr, *sc in ch-1 sp, (2 sc in next ch-1 sp) 3 times, 3 sc in ch-2 sp, repeat between ()'s 3 times, sc in ch-1 sp, sc between next 2 dc; repeat from * across, end last repeat sc in top of turning ch. Ch 5, turn.

Row 8: Sk 1 sc, *dtr (yo hook 3 times) in next sc, ch 2, sk 2 sc, tr (yo hook twice), ch 2, sk 2, dc in next sc, ch 2, sk 1 sc, dc in next sc, ch 2, sk 2, tr in next sc, ch 2, sk 2, dtr in next sc, ch 2, sk 3; repeat from * across, end last repeat, omit ch 2, sk 1 sc, dtr in last sc. Ch 3, turn.

Row 9: Dc in first dtr, *ch 3, sk ch-2 sp, 3 dc in next ch-2 sp; repeat from * across, end ch 3, 2 dc in top st of turning ch. Ch 6, turn.

Row 10: 3 Dc in first ch-3 sp, (ch 3, 3 dc in next ch-3 sp) twice, *ch 5, 3 dc in ch-3 sp, (ch 3, 3 dc in next ch-3 sp) twice; repeat from * across, ch 2, dc in top of turning ch. Ch 6, turn.

Row 11: 3 Dc in ch-2 sp, (ch 3, sc in next ch-3 sp) twice, ch 3, *3 dc, ch 5, 3 dc in ch-5 sp, repeat between ()'s twice, ch 3; repeat from * across, end 3 dc in turning ch, ch 2, tr in 4th st of turning ch. Ch 4, turn.


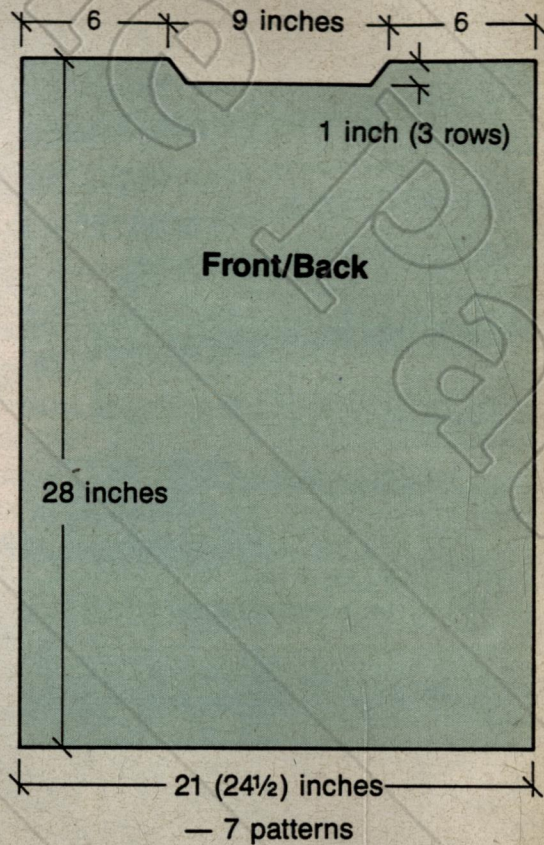
Row 12: 3 Dc in ch-2 sp, dc in next 3 dc, ch 2, sk next ch-3 sp, 3 sc in next ch-3 sp, ch 2, *dc in next 3 dc, 3 dc, ch 3, 3 dc in ch-5 sp, dc in next 3 dc, ch 2, sk next ch-3 sp, 3 sc in next ch-3 sp, ch 2; repeat from * across, end 3 dc in next 3 dc, 3 dc in turning ch, ch 1, dc in 4th st of turning ch. Ch 3, turn.

Row 13: Dc in first dc, dc in ch-1 sp, dc in next 6 dc, ch 2, sc in center of 3-sc group, ch 2, *dc in next 6 dc, 6 dc in ch-3 sp, dc in next 6 dc, ch 2, sc in center of 3-sc group, ch 2; repeat from * across, end dc in next 6 dc, 3 dc in





Needlepoint medieval woman (top) stitched while filming Burden of Proof in Kansas City. Small, antique chests (foreground) with needlepoint accents.




MARVY[®] UCHIDA

No prewashing needed!

The **PERMANENT FABRIC[™] MARKER** **2** POINT SIZES

NO IRONING NEEDED!

Now! **18 Great Colors!**
Even Fluorescent



FINE POINT BROAD POINT



Yes! All These Bright Colors in Fine Point & Broad Point!

Have fun decorating • clothing • pillows • kites • tents • sails • dolls • curtains • canvas bags • sneakers and more!

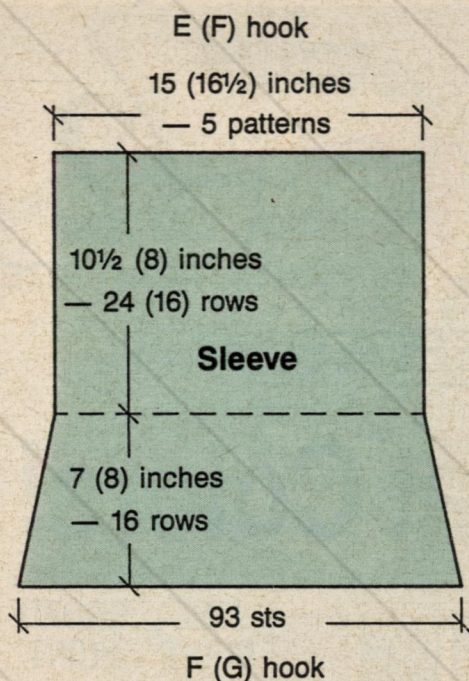


- Marks, draws, writes on any fabric • Dries instantly • Easy-to-use
- Machine washable • No steaming or ironing needed • No mess, no clean-up • Colors will not stiffen • Weatherproof
- Non-toxic • Fade-resistant...even in pools • Dry cleanable

Get your new permanent FABRIC MARKERS today and start having fun!

MARVY[®] UCHIDA OF AMERICA, CORP.

Available At Your Local Craft Store



(48 rows — 3-1/2 patterns) have been completed — about 28 inches from beginning. End with pattern Row 16.

Shape Neck: Right Shoulder — Row 1: 3 dc in first ch-2 sp, *ch 3, sk ch-2 sp, 3 dc in next ch-2 sp; repeat from * 4 (5) times, ch 1, sk ch-2 sp, dc in next dc. Ch 3, turn.

Row 2: Dc in ch-1 sp, ch 3, *3 dc in ch-3 sp, ch 3; repeat from * 4 (5) times, 2 dc in turning ch. Ch 4, turn.

Row 3: *3 Dc in ch-3 sp, dc in next 3 dc; repeat from * 4 (5) times, 3 dc in ch-3 sp, dc in turning ch. Fasten off.

Left Shoulder: Row 1: From right side of work, sk 17 (13) ch-2 sp for neck, join yarn in next dc. Ch 4, *sk ch-2 sp, 3 dc in next sp, ch 3; repeat from * 4 (5) times, sk ch-2 sp, 3 dc in next sp, ch 1, dc in turning ch. Ch 3, turn.

Row 2: Dc in ch-1 sp, *ch 3, 3 dc in ch-3 sp; repeat from * 4 (5) times, dc in turning ch, dc in top st of turning ch. Ch 3, turn.

Row 3: Dc in first 4 dc, *3 dc in ch-3 sp, dc in next 3 dc; repeat from * 3 (4) times, 3 dc in last sp, dc in last dc and in top of turning ch. Fasten off.

FRONT: Same as back.

SLEEVES: With size F (G) hook, ch 93. Work as for back for foundation plus 16 rows. Change to size E (F) hook, work even for 24 (16) more rows, about 18 inches from beginning. Fasten off.

Finishing: Block pieces to measurements according to charts. Sew underarm, sleeve and shoulder seams. Sew in sleeves. Work 2 rows sc around neck edge.

Trim on Sleeves and Lower Edge of Tunic: Join yarn at seam. With size E (F) hook, sc in next 2 dc, ch 3, sc in same dc, *1 sc in ch-2 sp, sc in dc, ch 3, sc in same dc; repeat from * around, sc in last dc. Fasten off. Lightly steam seams.

turning ch. Ch 4, turn.

Row 14: Dc in first dc, (ch 1, sk 1, dc in next dc) 4 times, *dc in next dc, repeat between ()'s 4 times, ch 2, dc in next dc, repeat between ()'s 4 times; repeat from * across, end dc in next dc, repeat between ()'s 4 times, ch 1, dc in top of turning ch. Ch 1, turn.

Row 15: Sc in first dc, sc in ch-1 sp, (2 sc in next ch-1 sp) 3 times, sc in ch-1 sp, sc between next 2 dc, *sc in next ch-1 sp, repeat between ()'s 3 times, 3 sc in ch-2 sp, repeat between ()'s 3 times, sc in ch-1 sp, sc between next 2 dc; repeat from * across, end sc in next ch-1 sp, repeat between ()'s 3 times, 2 sc in top st of turning ch. Ch 3, turn.

Row 16: Sk 1 sc, *dc in next sc, ch 2, sk 2 sc, tr in next sc, ch 2, sk 2 sc, dtr in next sc, ch 2, 3 sc, dtr in next sc, ch 2, sk 2 sc, tr in next sc, ch 2, sk 2 sc, dc in next sc, ch 2; repeat from * across, end last repeat omit ch 2, dc in last sc. Ch 4, turn.

Repeat these 16 rows for pattern. Work even until 64 rows — 4 patterns



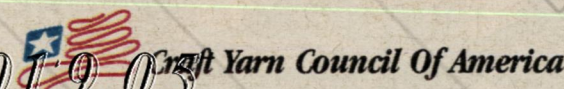
Basic, Bold and Beautiful.

Basic in concept and construction, bold in pattern and colors, the American tradition has been clearly designed into this crocheted afghan to beautifully enhance any room in your home — from living areas to the most casual corner.

Make it special. Make it yourself.

Free Pattern: To receive your free, easy-to-follow instructions for this lovely crocheted afghan, send this coupon with a stamped, self-addressed envelope to: *The Craft Yarn Council of America, P.O. Box 9, Gastonia, NC 28053. Offer expires December 31, 1992.*

NAME _____
 ADDRESS _____
 CITY/STATE/ZIP _____




LACE CURTAIN WITH MATCHING VALANCE

Crochet the perfect window dressing

By Virginia Otto

Lace curtains enhance the front parlor windows of most European homes, each being a little fancier than the neighbors. This pattern in a short version

would be ideal for a bathroom window or the windows of a breakfast alcove. The design permits a view of the outdoors yet provides privacy inside.



Rows

Lace Curtain Chart

Rows

You will need 16 balls DMC "Cebelia" #5 cotton crochet thread, a size 2 steel crochet hook and two packages one-inch wide Wrights Twill Tape.

Finished Size:

Curtain: 60x24 inches
Valance: 60x12 inches

Gauge: 7 dc equal 1 inch

TO SAVE TIME, TAKE TIME TO CHECK GAUGE.

Note: Steam press to confirm measurements before working top and border of each piece.

CURTAIN: Ch 423. Dc in 4th ch from hook and in each ch across — 421 dc. Ch 3, turn.

Row 1: Dc in 2nd dc and next 3 dc for selvage edge, *dc in next 3 dc, (ch 2, sk 2, dc in next dc) 5 times; repeat from * across row, ending 3 dc in last 3 dc. Ch 3, turn.

Continue to work from chart, repeat-

ures 23 inches from beginning.

Top Row: Work 1 dc in each dc and 2 dc in each sp across. Fasten off.

Border: Join thread to lower edge of curtain on wrong side.

Row 1: 3 Sc in first 3 dc, *ch 2, sk 3 dc, dc in next dc, (ch 2, dc in same dc) twice, ch 2, sk 3 dc, sc in next 5 dc; repeat from * across row, ending last repeat 3 sc. Turn. (Do not ch.)

Row 2: *(2 Dc in first ch-2 sp, dc in dc) 3 times, 2 dc in last ch-2 sp, sc in 3rd sc; repeat from * across row. Fasten off.

VALANCE: Work as for curtain until valance is 11 inches from beginning. Work 1 row dc across top, 2 rows of border at lower edge. Fasten off.

Finishing: Cut two 61-inch pieces of Twill Tape. Turn under 1/2 inch at each end. Sew to curtain and valance about 1 inch below top edge for curtain rod pocket. ❁


GRACE IN LACE



Crocheted lace gloves

Lace gloves are especially pretty with bridal gowns and spring prom fashions. This design, first published in 1964, is crocheted with a number 11 (small size), 12 (medium) or 13 (large) steel crochet hook, two balls white size 50 Clark's "Big Ball," a 3 cord 100% mercerized crochet cotton, and about 1/2 yard round elastic.

Left Glove: Starting at wrist edge, ch 85, **Rnd 1:** Ch 1, sk 1 ch, dc in next



ch, ch 1, repeat from * around, ending with dc.
Rnd 2: Ch 1, dc in sp between ch 4 and first dc, *ch 1, dc in next sp, repeat from * around — 43 sps.

Rnds: 3, 4 and 5: *Ch 1, dc in next sp, repeat from * around.

Rnd 6: (Ch 1, dc in next sp) 3 times, ch 1, in next sp work (dc, ch 1, dc) — inc made — work 4 sps, ch 1, in next sp work (dc, ch 1, dc) — another inc made, *ch 1, dc in next sp, repeat from * around.

Rnd 7: *Ch 1, dc in next sp. Repeat from * to inc of previous rnd, ch 1, in next sp work (dc, ch 1, dc), work ch-1 sps to within next inc, ch 1, in next sp work (dc, ch 1, dc), work ch-1 sps around.

Repeat Rnd 7 until the 19th rnd is completed.

Rnd 20: Work ch-1 sps to within second inc, ch 5, sc in next sp, ch 2, sc in sp over first inc of previous row (thumb opening), ch 1, continue working ch-1 sps around.

Work 6 rnds more of ch-1 sps, ending between ring and little finger on back of glove — try on glove to determine position of fingers. Work is now at base of little finger. Mark off spaces for fingers on palm and back with colored thread.

Little Finger: Work ch-1 sps around to palm side, ch 4, continue in rnds of ch-1 sps on this finger, making two ch-1 sps over ch 4 until piece reaches one rnd above base of finger nail. Work 1 dc in each sp, then sl st in each dc. Fasten off,

leaving a 6 inch length of thread to draw

through last row of sl sts, pull up tightly, fasten securely.

Ring Finger: Join thread on palm side and work around to back until work

reaches little finger, work ch-1 sps across base of little finger (between fingers), work around sps of ring finger on palm, ch 5, work around sps of ring finger on back. Complete as for little finger.

Middle Finger: Work exactly as for ring finger.

Index Finger: Work exactly as for little finger.

Thumb: Work in rnds as for other fingers and complete as before.

Cuff: Cut elastic to fit wrist and join.

Rnd 1: Join thread to first sp on first rnd; working over elastic, work 2 sc in first 3 sps, 3 sc in each remaining sp. Join with sl st to first sc.

Rnd 2: Ch 5, *dc in each of next 6 sc, ch 2, repeat from * around, ending with dc in last 5 sc. Join last ch-2 to third ch of ch-5.

Rnd 3: Sl st in next sp, *ch 3, 3 dc in same sp, *ch 5, 4 dc in next sp, repeat from * around, ending with 4 dc in last sp, ch 2, dc in top of ch-3 (to form last sp).

Rnd 4: Ch 3, 2 dc in sp just formed, *in next sp work (3 dc, ch 3, 3 dc) — shell made — repeat from * around, ending with 3 dc in same sp as first 2 dc, dc in top of ch-3.

Rnds 5, 6, 7 and 8: Repeat Rnds 3 and 4 alternately. Fasten off.

Right Glove: Work as for left glove. Starch lightly and press. ✿

Crocheted by Joyce Cooper

TAT A DOILY

At a number of these lovely motifs to make doily size, a place mat, tablerunner or tablecloth. For doily size shown you will need one 20-gram ball size 20 DMC "Cordonnet Special" in white or ecru, a tatting shuttle and a small crochet hook for joining picots. Each motif measures approximately 2-3/4 inches along the side. A rectangular doily made with 12 motifs measures about 11-1/2x8-1/2 inches.

Abbreviations: p is about 1/16 inch, lp is about 3/16 inch.

r (ring)	p (picot)	ch (chain)
cl r (close ring)	lp (long picot)	sep (separate)
ds (double stitch)	rw (reverse work)	

First Motif: Rnd 1: With shuttle thread only, r of 8 lp sep by 3 ds, cl r. Tie and cut threads, weaving in ends.

Rnd 2: Tie ball and shuttle threads tog. R of 4 ds, lp, 4 ds, join in top of any lp of center r, 4 ds, lp, 4 ds, cl r, rw. Ch of (4 ds, p) 5 times, 4 ds, rw. R of 4 ds, join in last lp of previous r, 4 ds, join in next lp of center r, 4 ds, lp, 4 ds, cl r, rw. Ch of (4 ds, p) 5 times, 4 ds, rw. Continue in pattern around, ending by joining in first lp of first r. Tie and cut threads, weaving in ends.

Rnd 3: Tie ball and shuttle threads tog. *R of 3 ds, p, 3 ds, join in center p of any ch of previous rnd, 3 ds, p, 3 ds, cl r, rw. Ch of 7 ds, p, 7 ds, rw. R of 4 ds, p, 4 ds, join in 5th p of same ch, 2 ds, join in first p of next ch, 4 ds, p, 4 ds, cl r, rw. Ch of 7 ds, p, 7 ds, rw. R of 3 ds, p, 3 ds, join in center p of same ch, 3 ds, p, 3 ds, cl r, rw.


Beginning Corner: Ch of 4 ds, p, 4 ds, rw. R of (3 ds, p) 3 times, 3 ds, cl r, rw. Ch of (6 ds, p) 3 times, 6 ds, rw. R of 3 ds, p, 3 ds, join in top p of previous r, 3 ds, p, 3 ds, cl r, rw. Ch of 4 ds, p, 4 ds, rw.* Repeat from * to * 3 times. Tie and cut threads, weaving in ends.

Second Motif: Work as for first motif for Rnds 1 and 2.

Rnd 3: Follow instructions as before to corner. Ch of 4 ds, p, 4 ds, rw. R of (3 ds, p) 3 times, 3 ds, cl r, rw. Ch of 6 ds, p, 6 ds, join to 2nd p of any cor-

ner ch of first motif, 6 ds, join to 3rd p of corner ch of first motif, 6 ds, rw. R of 3 ds, p, 3 ds, join in top p of previous r, 3 ds, p, 3 ds, cl r, rw. Ch of 4 ds, p, 4 ds, rw. R of 3 ds, p, 3 ds, join in center p of next ch of Rnd 2, 3 ds, p, 3 ds, cl r, rw. Ch of 7 ds, join in p of corresponding ch in first motif, 7 ds, rw. R of 4 ds, p, 4 ds, join in 5th p of ch, 2 ds, join in first p of next ch, 4 ds, p, 4 ds, cl r, rw. Ch of 7 ds, join in next corresponding ch of first motif, 7 ds, rw. R of 3 ds, p, 3 ds, join in center p of ch, 3 ds, p, 3 ds, cl r, rw. Continue corner, joining as before, continue in pattern around. (**Note:** When joining 4 corners tog as doily is formed, all 4 motifs will be joined in top p of one motif corner.) Join desired number of motifs until size desired is complete.

Dampen doily, pin in place with rust-proof pins and spray lightly with spray starch. ✦



WITH OLD WORLD CHARM
Wheel-in-a-square motifs create an unusual rectangular shape

By Charlene Finiello

www.antiquepatternlibrary.org 2019.05



LET YOURSELF GO ON A LARK®

Let the Lark, our 3-wheel battery-powered scooter take you around the house, around the yard, around the neighborhood, anywhere!

AFFORDABLE • SAFE
EASY TO TRANSPORT

You're going places and doing things again — moving out and moving around.

You can use your Lark all day on a single battery charge — up to 20 miles! Charge it up overnight and you're ready to let yourself go again.

You can even disassemble the Lark in a minute or two — without tools — for easy transportation in the trunk of your car.

LET A LARK INTO YOUR LIFE AND LET YOURSELF GO.

Lark OF AMERICA, INC.
P.O. Box 1647, Waukesha, WI 53187-1647

Please send me your brochure on the Lark 3-wheel scooter.

Name _____
Address _____
City _____ State _____ Zip _____
Phone Number (_____) _____ 2050

For a FREE Lark brochure, call
1-800-537-1600
Operator 2050

"CONFETTI" SWEATER



The perky colors make this sweater a party primo

This bright, knitted sweater will add shine to a cloudy weekend. Directions are given for size small (8-10) with changes for medium (12-14) and large (16-18) in parentheses.

You will need 7 ounces #676 emerald (A) and 3-1/2 ounces #848 skipper blue (B) Coats & Clark Red Heart® "Classic," 17-1/2 (17-1/2,20) ounces #90 crayon print (C) Coats & Clark Red Heart® "Confetti," numbers 7 and 9 knitting needles, a cable needle and stitch holders.

Finished Measurements:

Bust: 36 (38,40) inches
Width at underarm: 18 (19,20) inches
Shoulder to lower edge: 24 (25,26) inches
Sleeve seam: 17 (18,19) inches

Special Abbreviations: LC: Left cross on 4 sts — sl next st to cable needle and hold in front of work, k 3, k 1 from cable needle.

RC: Right cross on 4 sts — sl next 3 sts to cable needle and hold in back of work, k 1, k 3 from cable needle.

Gauge: 4 sts equal 1 inch
6 rows equal 1 inch

TO SAVE TIME, TAKE TIME TO CHECK GAUGE.

Cable Pattern: (Worked on 9 sts)

Row 1: (Right Side) With B, k 9.

Row 2: P 9.

Row 3: RC, k 1, LC.

Row 4: P 9.

Rows 5-16: With B, repeat rows 1-4 three times.

Rows 17-32: With A, repeat rows 1-4 four times. Repeat rows 1-32 for cable pattern.

Block Note: Use a separate ball or

bobbin for each color section; do not carry colors along wrong side of work. Pick up new strand from under dropped strand to prevent holes.) With smaller needles and A, cast on 68 (72,76) sts. Work in ribbing (k 2, p 2) for 2-1/2 inches, ending right side.

Next Row: (Wrong Side) P, inc 4 sts evenly spaced across row — 72 (76, 80) sts. Change to larger needles and C. Work even in stockinette (k right-side rows, p wrong-side rows) until piece measures 16 (17,17) inches from beginning. Mark each edge for armholes. Continue until 7-3/4 (7-3/4,8-3/4) inches above markers.

Shape Neck: Work 24 (25,26) sts, sl next 24 (26,28) sts to a holder, join another ball of yarn, complete row. Dec one st each neck edge on next row. Bind off remaining 23 (24,25) sts each side.

FRONT: With smaller needles and A, cast on 68 (72,76) sts. Work in ribbing for 2-1/2 inches, ending right side.

Next Row: (Wrong Side) P, inc 12 sts evenly spaced across row — 80 (84,88) sts.

Set Up Pattern: Next Row: Change to larger needles and C, k 11 (12,13), p 1; with B, work cable pattern Row 1 over 9 sts; with C, p 1, k 36 (38,40), p 1; with B, work cable pattern Row 1 over 9 sts; with C, p 1, k 11 (12,13).

Next Row: With C, p 11 (12,13), k 1; with B, work cable pattern Row 2 over 9 sts; with C, k 1, p 36 (38,40), k 1; with B, work cable pattern Row 2 over 9 sts; with C, k 1, p 11 (12,13). Continue as established until piece measures 16 (17, 17) inches from beginning. Mark each

edge for armholes. Work even until 5-1/2 (5-1/2, 6-1/2) inches above markers.

Shape Neck: Work 28 (29, 30) sts in pattern as established, sl next 24 (26, 28) sts to a holder, join another strand of yarn, complete row. With separate strands of yarn, work both sides at same time, dec one st at each neck edge every row twice, every other row 3 times. Work even until piece measures same as back to shoulders. Bind off remaining 23 (24, 25) sts.

SLEEVES: With smaller needles and A, cast on 32 (32, 38) sts. Work in ribbing for 2 inches, ending right side.

Next Row: (Wrong Side) P, inc 13 sts — 45 (45, 51) sts.

Set Up Pattern: Next Row: Change to larger needles and C, k 17 (17, 20), p 1; with B, work cable pattern Row 1 over 9 sts; with C, p 1, k 17 (17, 20).

Next Row: With C, p 17 (17, 20), k 1; with B, work cable pattern Row 2 over

9 sts; with C, k 1, p 17 (17, 20). Continue in pattern as established, working cable pattern with B only, inc one st each edge every 6th row 10 (7, 7) times, every 8th row 3 (6, 7) times, working added sts in stockinette — 71 (71, 79) sts. Work even until sleeve measures 17 (18, 19) inches from beginning. Bind off.

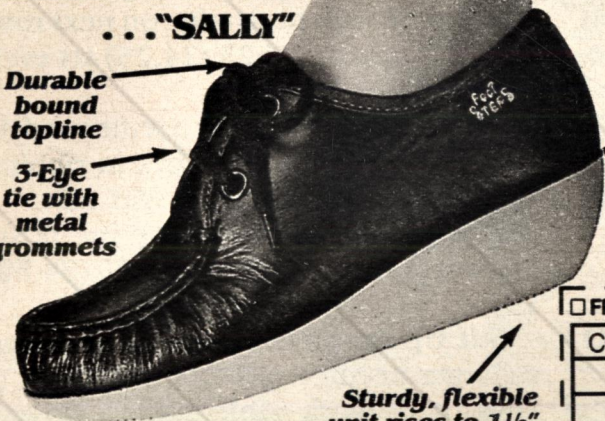
Turtleneck: Sew left shoulder seam. With smaller needles and A, pick up sts evenly spaced along back neck edge to holder, k sts from holder, pick up sts evenly spaced along remaining back neck edge and front neck edge to front holder, k sts from holder, pick up sts to shoulder edge. Work in ribbing for 1-1/2, (1-1/2, 2) inches. Change to larger needles and work even until collar measures 4 (4-1/2, 5) inches. Bind off in ribbing.

Sew right shoulder and neck seam. Sew in sleeves between markers. Sew side and sleeve seams. ✪

GENUINE LEATHER

... "SALLY"

Durable bound topline
3-Eye tie with metal grommets



Sturdy, flexible unit rises to 1 1/2"

- Cushioned insole with arch pad.
- Soft, cool brushed tricot lining.

COLORS: White-#26, Navy-#70, Dk. Grey-#38, Black-#40, Taupe-#56

Imported.

• **MONEY BACK GUARANTEE** •
FREE COLOR CATALOG with order plus \$2 BONUS COUPON good on next order.

©Copyright 1992, Old Pueblo Traders®

COMPLETE WALKING COMFORT

now only **\$29.99** reg. \$39.99

SAVE \$10

FULL & HALF SIZES:
7-10, 11N;
6-10, 11M, W; 6-9, 10WW

FREE CATALOG ONLY: 1 Brand Name Fashions, Shoes, Intimate Apparel.

COLOR & #	SIZE	QTY.	PRICE	P&H

Add \$3.50 p&h. AZ res. add 7% tax.

Name _____

Address _____

City _____ State _____ Zip _____

CHARGE ORDERS CALL (602) 747-5000.

Check or M.O. enclosed or charge to VISA AE MC Discover DinClb

Account # _____ Exp. Date _____

Signature _____

OLD PUEBLO TRADERS® since 1946

Home Gardening Breakthrough!

A Rear-Tine Tiller for SMALL GARDENS!

TROY-BILT JUNIOR® Tiller



BREAKTHROUGH tiller for gardens 30' x 50' or less!


- **SAVES YOU MONEY!** Just half the price of larger rear-tine tillers!
- **SAVES YOUR BACK!** Prepares

Half the Price of our largest model!


MAIL THIS CARD TODAY

For your FREE TROY-BILT® Catalog!

YES! Please send me the latest TROY-BILT Tiller Catalog, including prices and details on the No Money Down Easy Payment Plan to qualified customers.



Large-garden HORSE Models



Mid-sized ECONO-HORSE Model

Small-garden JUNIOR Model

Half the price of our largest Model!

©1992 Garden Way Inc.

My Garden Size is:

- SMALL (under 30' x 30')
- AVERAGE (up to 50' x 60')
- LARGE (over 50' x 60')

Dept. A3519

Name _____

Address _____

City _____

State _____ Zip _____

TROY-BILT®
An American Legend Caring For The Land.™



©1992 Garden Way Inc. Product Available in Canada

front, and no power to their tiny wheels, they shake you half to death. But the TROY-BILT JUNIOR® Model makes gardening a JOY!

INGS OFFER, and details about your NO MONEY DOWN Easy Payment Plan for qualified customers.

Please Print Name _____

Address _____

City _____

State _____ Zip _____

edge for armholes. Work even until 5-1/2 (5-1/2, 6-1/2) inches above markers.

Shape Neck: Work 28 (29, 30) sts in pattern as established, sl next 24 (26, 28) sts to a holder, join another strand of yarn, complete row. With separate strands of yarn, work both sides at same time, dec one st at each neck edge every row twice, every other row 3 times. Work even until piece measures same as back to shoulders. Bind off remaining 23 (24, 25) sts.

SLEEVES: With smaller needles and A, cast on 32 (32, 38) sts. Work in rib-

9 sts; with C, k 1, p 17 (17, 20). Continue in pattern as established, working cable pattern with B only, inc one st each edge every 6th row 10 (7, 7) times, every 8th row 3 (6, 7) times, working added sts in stockinette — 71 (71, 79) sts. Work even until sleeve measures 17 (18, 19) inches from beginning. Bind off.


Turtleneck: Sew left shoulder seam. With smaller needles and A, pick up sts evenly spaced along back neck edge to holder, k sts from holder, pick up sts evenly spaced along remaining back neck edge and front neck edge to front



The TROY-BILT® Tiller is so easy to use...you can guide it with Just One Hand®!



NO POSTAGE NECESSARY IF MAILED IN THE UNITED STATES



BUSINESS REPLY MAIL

FIRST CLASS PERMIT NO. 6 TROY, NEW YORK 12180

POSTAGE WILL BE PAID BY ADDRESSEE



102nd Street and 9th Avenue
Troy, New York 12179-0012



• Soft, cool brushed tricot lining.

COLORS: White-#26, Navy-#70, Dk. Grey-#38, Black-#40, Taupe-#56

Imported.

• **MONEY BACK GUARANTEE** •

FREE COLOR CATALOG with order plus \$2 BONUS COUPON good on next order.

©Copyright 1992, Old Pueblo Traders®

Name _____
 Address _____
 City _____ State _____ Zip _____
 CHARGE ORDERS CALL (602) 747-5000.
 Check or M.O. enclosed or charge to VISA AE MC Discover DinCib
 Account # _____ Exp. Date _____
 Signature _____
OLD PUEBLO TRADERS® since 1946

Home Gardening Breakthrough!

A Rear-Tine Tiller for SMALL GARDENS!
TROY-BILT JUNIOR® Tiller



Half the Price of our largest model!

BREAKTHROUGH tiller for gardens 30' x 50' or less!

- **SAVES YOU MONEY!** Just half the price of larger rear-tine tillers!
- **SAVES YOUR BACK!** Prepares your garden fast, with no spading and raking — and no backache!
- **SAVES HAND WEEDING!** Set the depth regulator for shallow cultivation and the JUNIOR® Tiller weeds between rows of a 30' x 40' garden in less than 10 minutes!
- **SAVES GARDEN SPACE!** Narrow 14" tilling width allows you to plant your rows close together.
- **EASY TO USE!** Rear-mounted tines and powered wheels make the JUNIOR® Tiller so easy to operate, you can guide it with JUST ONE HAND®!

Discover the whole TROY-BILT® Tiller lineup including 3 & 4HP small garden tillers, 6HP mid-size, and 7 & 8HP large-garden models!



Why, for heaven's sake, suffer any longer with FRONT-END tillers like this? With tines in front, and no power to their tiny wheels, they shake you half to death. But the TROY-BILT JUNIOR® Model makes gardening a JOY!

©1992 Garden Way Inc. Product Available in Canada



Turns on a dime!

No more hand weeding!

Mail This Coupon or call
1-800-453-1500

Dept. 3519



102nd St. and 9th Avenue
 Troy, N.Y. 12180

Dept. A3519

YES! Please send me the whole wonderful story about TROY-BILT® Tillers, including the JUNIOR® Model, with prices, current SAVINGS OFFER, and details about your NO MONEY DOWN Easy Payment Plan for qualified customers.

Please Print
 Name _____
 Address _____
 City _____
 State _____ Zip _____

PURR-FECT PROJECT

THE TALE OF A FEW KITTIES

By Kathe Brinkmann

The story may be good, but the kitty is drawn to the sweater. Directions are given for girls size 8 with 10 and 12 in parentheses; and misses size petite with small, medium and large in parentheses. You will need 4 (5,6); 7 (8,9,10) skeins of Tahki's Cotton Classic (MC), 1 skein white (CC), numbers 4 and 6 knitting needles, a set of number 7 double pointed needles, 24-inch numbers 4 and 6 circular needles, 16-inch number 6 circular needle, a size 1 tatting needle and 12 inches ribbon (optional).

Finished Measurements:

Girls: 26-1/2 (28,30) inches

Misses: 34 (37,40,42-1/2) inches

BODY: With CC and smaller circular needles, cast on 122 (130,140); 150 (168,180,192), place marker, change to MC and k first rnd. Work ribbing (k 1, p 1) for 2-1/2 (3,3-1/2); 4-1/2 (4-1/2,5,5) inches. On last rnd, inc 11 (11,10); 20 (20,20,20) sts evenly — 133 (141,150); 172 (188,200,212) sts. Place second marker after 67 (71,75); 86 (94,100,106) FRONT sts to divide work for front and back. Work in Reverse Stockinette (with circular needles P every row) for 1 (1,1); 1-1/2 (1-1/2, 2,2) inches (lengthen or shorten here as desired).

Note: The 66 (70,75); 86 (94,100,106) back sts will be worked in Reverse Stockinette st throughout pattern.

www.antiquepatternlibrary.org 2019.05



Rnd 1: (Front Side Squares) P 11 (13, 15); 16 (20,23,23), place marker, k 15 (15,15); 18 (18,18,20), p 15 (15,15); 18 (18,18,20), k 15 (15,15); 18 (18,18,20), place marker, p 11 (13,15); 16 (20,23,23).

Repeat Rnd 1 for 3 (3,3) inches; 3-1/2 (3-1/2,3-1/2,4) inches.

Next Rnd: (Front Center Square) P 26 (28,30); 34 (38,41,43), k 15 (15,15); 18 (18,18,20), p 26 (28,30); 34 (38,41,43), p rest of back sts. Repeat this last rnd for 3 (3,3); 3-1/2 (3-1/2,3-1/2,4) inches. AT SAME TIME when piece measures 9-3/4 (10-1/2,11); 12-1/2 (12-1/2,13-1/2,14) inches from cast on edge, separate front and back for armhole shaping.

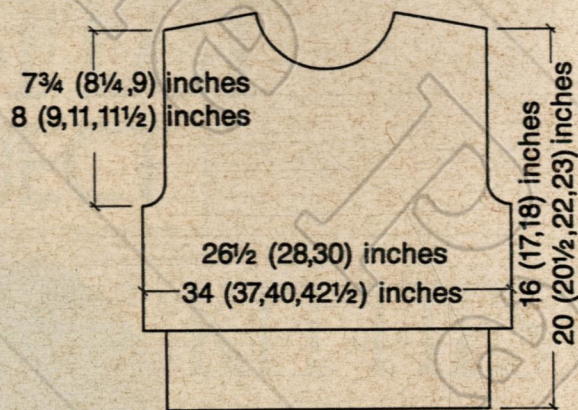
Front Armhole Shaping: (Place back sts on holder).

With right side facing, bind off 4 (4,4); 5 (5,5,6) sts at the beginning of the next 2 rows. Then dec one st each edge every other row 2 (3,4) times; 4 (6,7,7) times. After center square is appropriate length, with right side facing, change to side square pattern continuing armhole shaping. K 15 (15,15); 18 (18,18,20), p 15 (15,15); 18 (18,18,20), k 15 (15,15); 18 (18,18,20) side-square pattern between the markers and the sts outside the markers in Reverse Stockinette. Continue in established pattern for 3 (3,3); 3-1/2 (3-1/2,3-1/2,4) inches, then change to Reverse Stockinette. When piece measures 4-1/4 (4-1/2,4-1/2); 5 (5-1/2,5-1/2,6) inches from armhole, bind off ending with a wrong side row.

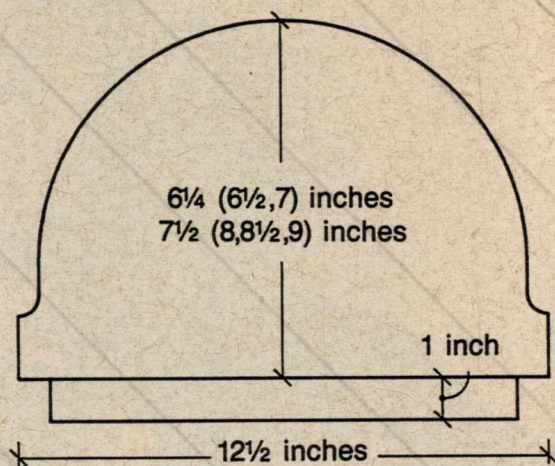
Neck Shaping: P 19 (20,20); 24 (26,28,30), with another skein of yarn, bind off center 17 (17,19); 20 (20,20,20) sts, p remaining sts. Dec one st each neck edge 3 (3,3); 4 (5,5,6) times.

When piece measures 6-1/4 (6-1/2,7); 7-1/2 (8,8-1/2,9) inches (or desired length) from armhole, bind off.

Shoulder Shaping: Bind off 5 (6,6); 7 (7,7,8) sts at beginning of next 4 rows (if desired shaping can be worked as



Sweater Body



Sleeve

short rows). Bind off 6 (5,5); 6 (7,7,8) sts at beginning of next 2 rows.

BACK: Working in Reverse Stockinette, bind off 4 (4,4); 5 (5,5,6) sts at the beginning of next 2 rows. Dec one st each edge every other row 2 (3,4); 4 (6,7,7) times. Work even until back armhole measures same as front.

Shoulder Shaping: Bind off 5 (6,6); 7 (7,8,8) sts at beginning of next 4 rows. Bind off 6 (5,5); 6 (7,7,8) sts at beginning of next 2 rows. Bind off remaining sts.

SLEEVES: (Make two) With smaller needles and CC, cast on 46 (48,56); 60 (64,68,76) sts. Change to MC and 1/4

"Iris Quartet"
Fully back on fine porcelain
22-karat gold rim and
highlights
Actual plate diameter
8 1/2 inches
© 1992 W. S. George



In a hushed garden, irises "sing" in harmony . . .
a Bradford Exchange recommendation

The morning air is calm, hazy with sunlight and rich with fragrance. Here, nature's peaceful harmony is at its most lush.

Now this eloquent testament to the glory of nature has been captured by artist Lena Liu and re-created on a fine porcelain collector's plate under the hallmark of W. S.

George Fine China, an affiliate of the Bradford Exchange, in an edition limited to a maximum of 150 firing days. To get this promising plate at \$29.50 - fully backed by our unconditional 365-day guarantee - just complete the order form below.

LLC-874

THE BRADFORD EXCHANGE

9345 Milwaukee Avenue
Chicago, Illinois 60648

Please enter my order for "Iris Quartet." I understand that I need SEND NO MONEY NOW. I will be billed \$29.50* when my plate is shipped. Limit: one plate per order.

*Add a 1% to 3% postage and handling and sales tax where applicable. Pending credit approval. The plate price in Canada is \$37.50.

PLEASE RESPOND PROMPTLY

X
Signature _____

Mr. Mrs. Ms.
(Circle One) Name (Please Print Clearly) _____

Address _____

City _____ State _____ Zip _____

Telephone _____

row. Work ribbing for 1 (1,1); 1-1/2 (1-1/2,1-1/2,2) inches, inc 11 (9,11); 17 (18,19,21) sts evenly spaced across last row — 57 (57,67); 77 (82,87,97) sts. Change to larger needles and begin pattern.

Checkerboard Pattern: Rows 1, 3 and 5: (Right Side) K 1 (edge st), *k 5, p 5*, repeat between *'s across, ending k 5 (5,5); k 5 (0,5,5), k 1.

Rows 2, 4 and 6: K 1, p 5 (5,5); p 5 (0,5,5), *k 5, p 5*, repeat between *'s, ending k 1.

Rows 7, 9 and 11: K 1, *p 5, k 5*, repeat between *'s across, ending p 5 (5,5); 5 (0,5,5), k 1.

Rows 8, 10 and 12: K 1, k 5 (5,5); 5 (0,5,5) *p 5, k 5*, repeat between *'s, ending k 1. Repeat these 12 rows for pattern.

When piece measures 2-1/2 (2-1/2,3); 3 (3-1/2,4,4) inches from cast on edge, begin armhole shaping.

Armhole Shaping: Bind off 4 (4,4); 5 (5,5,6) sts at the beginning of next 2 rows. Dec one st each edge, every other row 2 (3,4); 4 (6,7,7) times. Continue in pattern until 4-1/4 (4-3/4,5); 5-1/2 (6,6-1/2,6-1/2) inches from beginning of armhole shaping, bind off on wrong



side row.

Change to smaller needles.

Rows 1 and 3: K 2 tog across.

Rows 2 and 4: P.

Bind off.

Finishing: Sew shoulder seams. With 16-inch number 6 circular needle and MC, pick up 80 (86,90); 94 (96,98,102) sts around neck. K 1 row CC.

I-Cord Neck Edge: With double-pointed needle, cast on 3 sts CC. With second double-pointed needle, k 2, sl 1 k-wise, sl neck edge st, slide left needle from left to right into the front of the 2 sl sts and k them together. Slide the 3 sts to the opposite end of the double-pointed needle. DO NOT TURN (the yarn will cross the back of work from the left). Repeat *k 2, ssk, slide*.

Make 5 tatted cats in white.

Finish all ends. Pin ribbon bow at neck edge if desired. In each knitted square, sew one tatted cat.

TATTED CAT

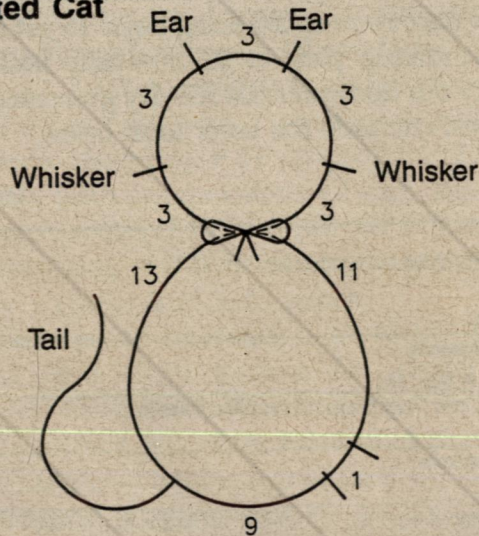
Abbreviations:

r (ring)	sep (separate)
ds (double stitch)	p (picot)
lp (long picot)	cl r (close ring)

Head: R of 3 ds, 4 p sep by 3 ds, 3 ds, cl r. (Four picots on head are whiskers and ears. Clip whiskers picots and feather.)

Body: R of 11 ds, 2 p sep by 1 ds, 9 ds, lp (twisted tail — about 2-1/2 inches long).

Tatted Cat



“HOW TO LOSE WEIGHT... WITHOUT GOING ON A DIET”

By J. T. COOPER, M.D.

A unique new weight-loss program has been discovered by a team of bariatric physicians ... doctors who specialize in treating the severely obese. It was further developed and tested at clinics in Waycross and Marietta, Georgia.

Up until now the program has been one of the best-kept secrets in America. Because it's *only been available to doctors*. No one else. In fact, it's been used by 142 doctors in the U.S. and Canada to help over 9,820 patients lose weight. So it's doctor tested. And proven. This is the *first time* its been available to the public.

The program is *totally different* from most American “diet” plans.

It's different because it *lets you eat*. Good food. And lots of it.

In fact, people on the program are actually encouraged to eat up to six times every day.

They enjoy three regular meals. Plus three or four snack meals. So they don't feel hungry. They don't feel irritable.

Best of all, they're *losing weight*.

I'm sure you're wondering, “How can a person eat so much and still lose weight?”

The secret is not in the amount of food you eat. It's in the *prescribed combination* of foods you eat during each 24-hour period. Nutritionally dense portions of special fiber, unrefined carbohydrates and certain proteins that generate a calorie burning process that continues all day long ... a complete 24-hour fat-reduction cycle. Metabolism is evened out, so fat is burned away around the clock. Not just in unhealthy spurts like many diets. That's why it lets you shed pounds so easily. Without hunger. Without nervousness.

And it's all good wholesome food. No strange foods. You'll enjoy a variety of meats, chicken, fish, vegetables, potatoes, pasta, sauces — plus your favorite snacks. Even some light wine or beer if you wish.

There are other benefits too ...

- There are no pills. No amphetamines. No drugs of any kind.
- There are no powders. No chalky-tasting drinks to mix. No artificial foods of any kind.
- There's no strenuous exercise program.
- You don't count calories. Just follow the program. It's easy.
- You eat foods you enjoy. Great variety. Great taste.
- You can dine out.
- There's much less fluid retention.
- There's no ketosis. No bad breath odor.

But *here's* the best part ...

Once you lose the weight, you'll *keep it off*. Permanently!

Because the Clinic-30 Program lets you *continue your normal eating lifestyle*. You can snack in the afternoon. Snack before dinner. You can even snack at night while you're watching T.V.

Here are some *actual* comments from people who participated in the program ...

• Susan T. is a 29-year-old computer programmer. She went from 171 to 153 in just 52 days.

“I bring home a lot of stress and it makes me start gaining weight. But not this time. The weight's off and it's staying off. I've been slim for over a year now!”

• Stacy H. is a 35-year-old nurse who's only been on the program for 3 1/2 weeks and lost 11 pounds.

“I'm so grateful for a program that allows me so much food and so many snacks. I've tried dozens of diets. But I was always hungry. Now I can even walk by the nurse's station (where they keep the donuts) without hesitation. Thank you.”

• Reverend Donald F. is a 42-year-old minister who went from 227 to 179 in just four months.

“In spite of church suppers, I've lost almost 50 pounds in four months and I'm not having a rebound gain. Both my wife and I enjoy the meals greatly.”

• Renate M. was a G.I. bride from Germany who went from 212 to 140.2 in 8 1/2 months.

“I believe I was a participant in every weight-reducing plan there ever was. I failed at all of them. Then, about two years ago, I started the Clinic-30 Program. And I haven't regained a pound. Not one.”

This is the first time the Clinic-30 Program has been available outside of a clinical setting. It's being distributed by Green Tree Press, Inc. in Erie, Pennsylvania.

We'll be happy to send you the complete program — including the full maintenance program — to examine for 35 days. Show it to your own doctor. Try it *yourself*. There's no obligation. In fact, we won't cash your check for 31 days. Feel free to postdate it 31 days in advance, if you wish.

Choose a day and start the program. If you don't begin losing weight within three days — and continue losing weight — we'll promptly return your *original uncashed check*. No delays. No excuses.

Or keep it longer. Try it for a full year. Even then, if you're not continuing to lose weight on a regular basis, or maintaining the weight you've already lost, we'll send you a full refund. Promptly. And without question.

To receive the program, just send your name, address and postdated check for \$12.95 (plus \$3.00 shipping and handling) to The Clinic-30 Program, c/o Green Tree Press, Inc., Dept. 219, 3603 West 12th Street, Erie, PA 16505.

Green Tree Press is a member of the Erie, Pennsylvania Chamber of Commerce. Banking and business references are available upon request.

CAROL'S CAT CORNER

Dear Readers and Cat Lovers:

There it was again...that time of year to take Kitten McNugget and Mocha Chip to the vet for their annual checkup and shots. Our son, Jonathan, and I have the job of visiting the vet yearly since the darlings joined our family. We pack them in the carrier (after retrieving them from their hiding places...they know where they are headed), put them in the car in spite of cries, moans, groans and hisses, and proceed to make the 15-minute trip to the vet. I'm sure it seems more like a three-hour trip to the kitties because it sure feels that way to us!

We try to calm our loves in every possible way, but to no avail. Some of the

sounds they make are downright scary — where do those noises come from? Are these our sweethearts, we wonder?

At the vet's office our wait is usually 45 minutes; meanwhile, we are visited in the waiting room by a loping labrador or two, a few small, yipping poodles, and sometimes a few other cats. By this time KMcN and MC are shaking in their carriers. Sound familiar?


Well, guess what? This year our annual checkup was done in the comfort of our own home. That's right, we had the wonderful experience of being visited by our local "Mobile Veterinary Clinic." What a joy!

In doing some research for one of my Cat Corner columns, I happened to read

SNOOPEE

Snoopee, who lives with Ella Robinson of Windsor, VT, is very special to Ella in many ways and is also very smart.

Instead of scratching the screen when he wants to come in, Snoopee pushes a button that connects to the doorbell. You can imagine the looks on visitors' faces when the doorbell rings and in struts Snoopee!



BLACK NINJA, MITTENS, BOOTS, SILKY... ... & TIGER

Reba Herren of Farmville, VA, said it wasn't easy getting all the kittens in these drawers long enough to snap the picture. Their names are Black Ninja, Mittens, Boots, Silky and Tiger. Incidentally, what do the kittens and the sewing machine have in common? They both keep us in stitches!



MICHAEL

Michael was found by the Shaeffer family of Clairton, PA, 13 years ago. Shortly after, Michael was hurt badly; a vet who made house calls was summoned, and stayed with Michael until they got to the hospital. Unfortunately, Michael's front leg had to be amputated and she lost most of her teeth, but she has been the Shaeffer's precious, dearly-loved pet all these years.

KRIS KRINGLE

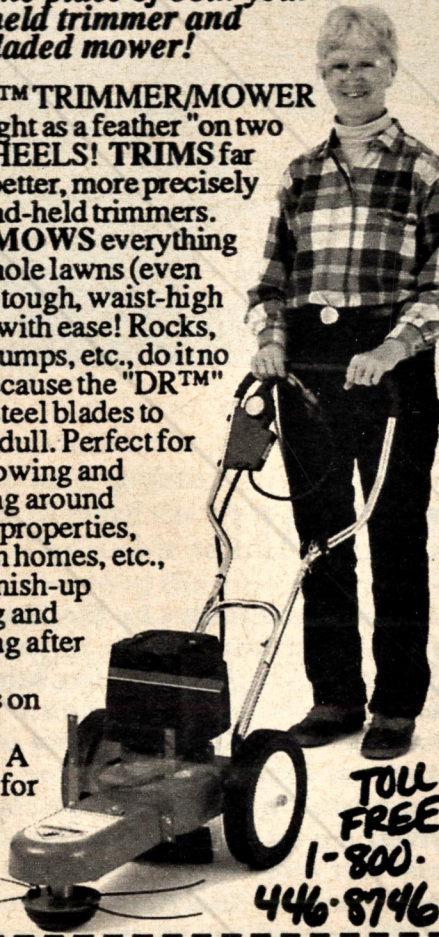
Kris Kringle, a Christmas Eve doorstep present to the Holverstotts of Eugene, OR, is a tricolored cat, loves the bathtub and water, and takes all his toys and conquests to the tub to play.



Revolutionary "2-in-1" TRIMMER/MOWER

Takes the place of both your hand-held trimmer and steel-bladed mower!

The DR™ TRIMMER/MOWER rolls "light as a feather" on two BIG WHEELS! TRIMS far easier, better, more precisely than hand-held trimmers. PLUS, MOWS everything from whole lawns (even wet!) to tough, waist-high growth with ease! Rocks, roots, stumps, etc., do it no harm because the "DR™" has no steel blades to bend or dull. Perfect for ALL mowing and trimming around smaller properties, vacation homes, etc., or for finish-up mowing and trimming after riding mowers on larger parcels. A delight for anyone to use!



TOLL FREE
1-800-446-8746

Please mail coupon for FREE DETAILS about the Revolutionary DR™ TRIMMER/MOWER, including prices of Manual & Electric-Starting Models and "Off-Season" Savings now in effect. There is no obligation.

Name _____
Address _____
City _____ State _____ Zip _____

To: COUNTRY HOME PRODUCTS, Dept. 23204
Box 89, Ferry Road, Charlotte, VT 05445

about mobile vets. I really liked the sound of this idea and looked in the Yellow Pages, found a mobile vet listed and made an appointment. One week later, Dr. Sharon Dailey and her assistant were at our home promptly at the scheduled time. The kitties were relaxed and did not flinch when being examined or given their shots. The whole exam was done in a calm and unhurried manner so as not to excite our loves (or us). It surely was a success.

Dr. Dailey also wanted me to see her mobile clinic — the van was just spotless and very well-equipped; she can even perform surgery in it if need be. I was certainly impressed.

The fee for this mobile vet service? It's \$5 to \$10 more than an office visit, but to us it was very much worth the extra expense. You might not find a traveling vet in your area yet, but they are becoming increasingly available. Check your Yellow Pages or contact your favorite vet — he or she might already be making house calls without your knowing about it. It's worth a try, especially in an emergency, if you aren't able to leave your home, or if you have no way of transporting your pets.

By the way, Dr. Dailey is from Voorhees, NJ, and has been doing veterinary house calls for some time. It was indeed a pleasure to have her care for our babies, and we all survived beautifully!

Thanks for all your support and neat ideas for future columns and projects. Keep 'em coming. Pictured here are some more of our fabulous felines.

Happy Spring everyone... until next time, stay purr-fectly happy.



Carol
www.antiquepatternlibrary.org 2019.05




Fashion, Comfort, and Fit!

Give Your Weary Feet the "Comfort Class" CUSHION CURE!

- **4-Way A-d-j-u-s-t-a-b-l-e Perfect Fit!**
Comfort Class Adjustable Sandals accommodate to every little move or change of your feet. Easy adjustable width and fully adjustable ankle. Plus every adjustable buckle has built-in soft elastic self-adjusting gore (see illustration) for perfect fit, perfect comfort all day long.
- **Cushioned Wedge Heel & Sole.**
The perfect cushion, support and protection your feet need for comfort. ¾-inch heel, extra cushion for arch and metatarsals, gentle flex construction, and special non-slip sure-tread bottom.
- **TWO WAYS TO WEAR THEM!**
Pretty optional T-Strap for instep. Wear with or without for delightful style change. You'll love them for home or vacation, city or suburbs, work or play.

100% SATISFACTION GUARANTEED OR MONEY BACK ANY TIME!



3 pairs for only 19.95

ORDER RIGHT HERE

Comfort Class Adjustable SANDALS 3 Pair of Sandals only 19.95*
4 for 26.50
5 for 32.75

HABAND For HER

265 N. 9th Street Paterson, NJ 07530

Regular Sizes (Fits B-C) 5-5 ½-6-6 ½-7-7 ½-8-8 ½-9-10

*Wide Width (Fits D-E) Add \$1.50 each for 6-6 ½-7-7 ½-8-8 ½-9-10

Yes send me _____ pairs of sandals for which I enclose remittance of \$ _____ plus \$2.70 postage & handling.

E&N	COLOR	SIZE	WIDTH	HOW MANY?
A	WHITE			
B	BONE			
E	BLACK			
F	TAN			
G	NAVY			

MY CHECK ENCLOSED Visa MC Exp. date _____

Card # _____
Ship to Address _____
Apt. # _____ City _____ State _____ Zip _____ 7XE-E6N

DECORATE A CHILD'S ROOM

Cross stitch matching switchplate and photo frame

By Karen Wiant

Just imagine the surprised expression your child will have on Easter morning to discover that the Easter bunny has left not only a "goodie" basket, but also bedroom decorations to enjoy all year.

You'll need two 9x12-inch sheets ecru perforated paper; an 8x10-inch clear



picture frame; a 4x7-inch (including curved edges) switchplate; one skein each DMC floss in #930 dark blue, #932 light blue, #745 yellow, #754 pink, #760 dark pink, #746 cream, #367 dark green, #368 light green, #644 tan, #3022 gray, #613 light brown and #801 dark brown; one spool each Balger® Blending Filament in #017HL white gold and #095 star burst; scissors; a size 26 tapestry needle; an X-acto knife; a ruler or tape measure; and a pencil.

General Notes: The right side of the perforated paper is



Creative Commons 4.0 NC SA BY FREE DISTRIBUTION ONLY NOT FOR SALE

For some stitching, floss and filament will be worked together, but they have different degrees of tension. To ensure stitch uniformity, knot the filament on the needle. Pass floss through the needle eye in the normal manner.

Work all cross stitching first, finish with backstitching.

PICTURE FRAME

Cut perforated paper to 8x10 inches. On wrong side of paper, lightly mark a 5x7-inch opening as indicated by chart. Use X-acto knife to remove center opening.

Work cross stitches with 3 strands floss; work backstitching in lattice rainbow with single strand floss; work backstitching around bunnies with single strand floss and single strand blending filament together. Work "star dust" with single strand blending filament.

Work a french knot at corner of each rabbit's eye. (French knot: Wrap floss/filament around needle twice before

- | | | | |
|---------------|--------|-------|-------|
| ■ 368 | ■ 644 | ■ 932 | ■ 760 |
| ■ 367 | ■ 3022 | ■ 745 | ■ 746 |
| ■ 613 | ■ 930 | ■ 754 | ■ 095 |
| ■ 844 & 017HL | | | |

Note: Border of photo inserted behind mat may be detected through perforated holes. Correct by placing a piece of black construction paper, trimmed to match mat opening, between photo and finished mat.

SWITCHPLATE

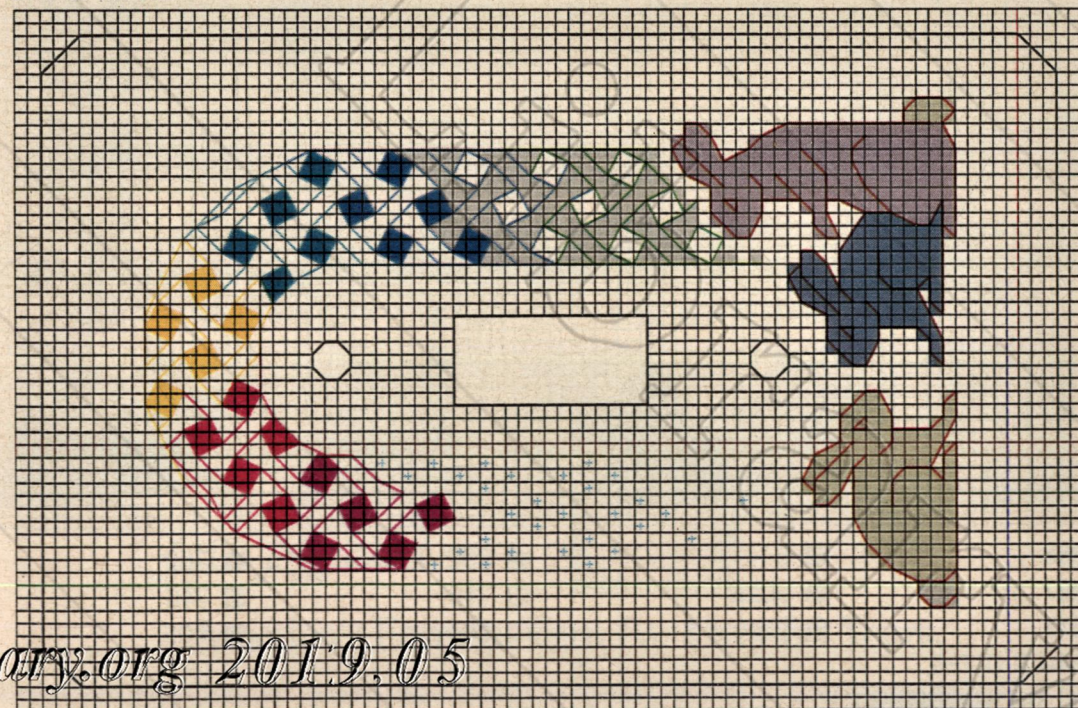
Cut perforated paper to fit switchplate cover. Use X-acto knife to cut switch and screw openings. (Before cutting, lightly mark openings on wrong side of paper with pencil, check with clear acrylic cover to be sure openings are placed correctly.)

Stitch as for frame.


Assemble and install cover according to directions on package.

Working with Blending Filament

1. Loop filament; pass loop through eye of needle.
2. Pull loop over needle's point.
3. Tighten loop at end of eye. Gently stroke knot once to lock in place. Pass floss through eye in normal manner.



NEXT TO HER,
NOTHING'S AS SOFT
AS RED HEART.



- | | | | |
|---------------|--------|-------|-------|
| ■ 368 | ■ 644 | ■ 932 | ■ 760 |
| ■ 367 | ■ 3022 | ■ 745 | ■ 746 |
| ■ 613 | ■ 930 | ■ 754 | ■ 095 |
| ■ 844 & 017HL | | | |

www.antiquepatternlibrary.org 2019.05



Next to your baby, nothing's as soft as the new Red Heart® Baby and Baby Sport Yarns. With two different weights and two different styles, Red Heart gives you more choice. And we give your baby more softness to smile about.



America's Favorite Yarn For Over 50 Years.

For the pattern above, look for the Red Heart booklet, *Fairytale Crochet*, (J12-336) where you buy Red Heart Yarns.

OVEN MITT



AND SHELF EDGING


Add warmth to your kitchen

Gingham has a simple, old country feel to it, and it's quite trendy now. Use some to make kitchen accessories like the oven mitt and shelf edging or make an apron and pot holders. Embroider carrots and edging designs on your kitchen items to give them added charm.

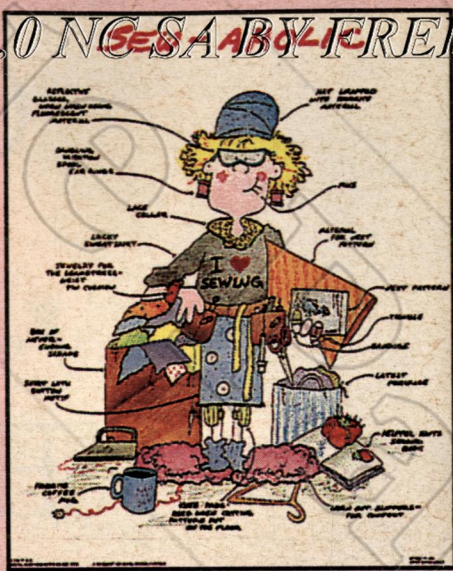
Oven Mitt: You will need about 1/4 yard of fabric, an old oven mitt, embroidery floss and an embroidery needle. Fold fabric in half with right sides together. Use the old oven mitt as a pattern and cut 2 pieces, leaving about 1/2 inch of overhang. Embroider designs. Making a 3/8-inch seam and leaving opening for hand, sew pieces together with right sides facing. Turn right side out and insert old oven mitt into new cover. Turn under bottom edge and stitch to old oven mitt.

Shelf Edging: You'll have to judge the size of fabric you'll need according to your shelf's size. This edge has about an 8-inch overhang. Embroider the designs you desire and hem edges. ✦

Instructions provided by the New Home Sewing Machine Company.



Creative Commons 4.0 NC-SA BY-NC
In Stitches
 HUMOROUS PRODUCTS
 FOR CRAFTY PEOPLE



16" x 20" POSTER

Warm your sewing room with this unique poster from TLC Greetings. (#501) \$4.00 each



GREETING CARDS

The funniest cards you have ever seen about your love for sewing and crafts. Sample: When life throws you scraps...make a quilt! (8 cards with colorful envelopes) (#503) \$5.40 set



11 OZ. COFFEE MUGS

Spend time relaxing with one or all three of these delightful ceramic mugs. A. (#506) \$5.95 each B. (#507) \$5.95 each C. (#502) \$5.95 each

PRODUCT	COST	QTY.	TOTAL COST
MUG - A (#506)	\$5.95		
MUG - B (#507)	\$5.95		
MUG - C (#502)	\$5.95		
POSTER (#501)	\$4.00		
GREETING CARDS (#503)	\$5.40		

Total Order
 Canadian Orders Add 7% GST
 Ontario Residents Please Add 8% PST
 Add \$1.50 Postage and Handling (In Canada Add \$3.00)
TOTAL

Name _____
 Address _____
 City _____ State _____ ZIP _____

PAYMENT ENCLOSED \$ _____
 (Please remit by CHECK or MONEY ORDER)



GREETINGS®
 P.O. Box 3755
 Manhattan, Kansas 66502
 (Canadian Residents)
 The McCall Pattern Co.
 80 Citizen Court, Unit 14
 Markham, Ontario

QUILLED PLAQUE

A welcome English gift

By Malinda Johnston

Quilling got its start in England, where rolled filigree paper artwork is seen in 15th century churches. Schools offered "Filigree" to wealthy young women in the 18th century, but it wasn't until paper rolling hit America's shore that it was called quilling.


You will need 26 lengths of 1/8-inch-wide white quilling paper, one 8-1/2x11-inch sheet slate blue sculpture paper and one sheet brick sculpture paper, quilling tool, clear drying craft glue, ruler, straight pins, scissors, a 9x12-inch piece of cardboard covered with wax paper, and an 8x10-inch frame.

Note: Needle tool #170 makes smaller centers in rolls and scrolls, thus making a more attractive quilled design, but slotted tool #171 is faster to learn with. A hat pin or toothpick may also be used.

Basic Instructions: Tear off a strip of paper length specified in instructions. To quill with a needle tool, toothpick or hat pin, slightly moisten end of strip and place end against your index finger (Fig. 1). Press tool against top of paper and use your thumb and forefinger to roll paper without turning tool (Fig. 2). Roll paper tightly, keeping edge even. To quill with a slotted tool, thread strip into the



www.antiquepatternlibrary.org 2012.05

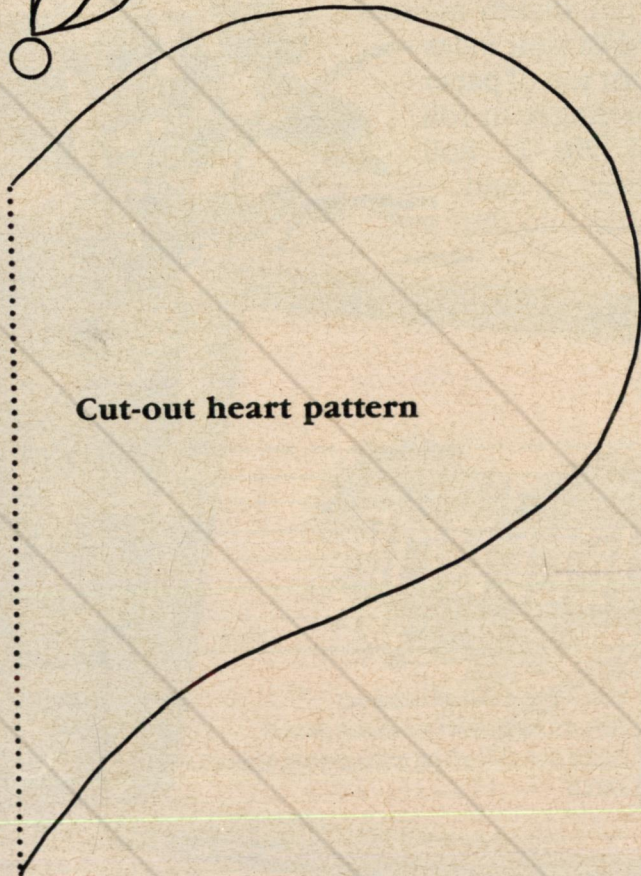



Right half lower layer of quilled border pattern

Double S scrolls



Segment of bottom layer with top layer



Cut-out heart pattern

Fig. 1




Loose Circle

Fig. 2



Marquise

Fig. 3



Open Heart



Tight Circle

Remove tool and glue loose end.



S Scroll

Remove tool and release roll to relax tension. It should spring open to about twice original size.

Roll loose circle. Glue loose end and pinch opposite sides at same time.

Crease at center and roll each end towards center.

Roll one end to center. Turn over and roll opposite side of other end to center.

slot of tool (Fig. 3). Slide tool near end of paper and turn tool in a circular motion, keeping edges even.

Make a quilling board by wrapping wax paper around corrugated cardboard. Trace pattern and slip under wax paper on board. Pin innermost roll or scroll down directly on top of pattern. Place second roll or scroll next to it and glue sparingly at contact point. Continue working outwards, using pins to secure quilling as needed. When design is completed, lift it gently from board.

Country Heart Instructions

Trace right half of quilled border pattern. Reverse paper and complete heart border by tracing reversed pattern.

Lower layer of heart border: Roll 24 white 5-inch marquises and 24 white 5-inch open hearts. Glue each marquise into an open heart. Roll 12 white 3-inch loose circles and 22 white 2-inch loose circles. Glue marquises, open hearts and loose circles together following pattern.

Top layer of border: Roll 24 white 5-inch S scrolls and glue these together

in pairs. Glue these to lower layer, centering each over a 3-inch loose circle as shown in drawing of pattern segment. Roll 10 white 2-inch loose circles and glue to lower layer, center each over two 2-inch loose circles.

Welcome: Roll 35 white 2-1/2-inch marquises and 30 white 2-inch tight circles. Glue together following patterns for letters.

Assembly of design: Trace half of cut-out heart pattern to dotted line. Reverse paper and complete heart pattern. Cut heart pattern from slate blue sculpture paper. Glue quilled heart border to edge of heart. Position Welcome letters across blue heart and glue in place. Cut 8x10-inch rectangle from brick paper for background. Center blue heart with quilled border on background and glue in place. Frame. ♣

For a color catalog of quilling and paper craft supplies, send \$3.00 to cover postage and handling to Lake City Craft Company, Dept. 316, Rt. 2, Box 637, Highlandville, MO 65669.

KIDS' STUFF

KRINKLE RIBBON BASKET

By Liesa Schroeder

The Easter bunny won't hop by this colorful basket. You'll need Krinkle™ ribbon, a glass bowl, rope, a hot glue gun and plastic wrap.

Soak Krinkle ribbon in starch until saturated. Invert glass bowl. Cover outside tightly with plastic wrap. Coil ribbon at center of inverted bowl (Fig. 1). Continue coiling until bottom of bowl is wrapped tightly (Fig. 2), then continue around bowl's side. For handle, wrap a length of rope with ribbon.

Let Krinkle ribbon dry 3 or 4 days on inverted bowl. Remove ribbon shape carefully from bowl and allow to dry inverted 3 more days.

Attach handle with hot glue.

Starch

- 2 C. cold water 8 T. flour
- 2 C. boiling water 2 T. sugar

Mix cold water and flour in a saucepan. Stir over medium heat, avoiding lumps, until mixture comes to a boil. Add boiling water.

Remove from heat; add sugar. Stir until sugar dissolves. Refrigerate excess.



Fig. 1





Fig. 2



Learn to Crochet Annie's Mile-A-Minute Way

"One look was all it took! I watched Annie's video in minutes I was crocheting! You can too!"
D. Walters, Texas

Make this beautiful afghan using America's favorite yarn—

RED HEART.

—even if you've never picked up a crochet hook before.

Learn as you go! Annie's unique step-by-step method combines pattern, pictures, "how-tos"—answers your questions as you crochet.

By the time you've finished the afghan, you'll have mastered all five basic crochet stitches, be able to read any crochet pattern.

Already crochet? You'll love this pattern. It works up fast in easy-to-handle strips. Carry it wherever you go. Join the strips later.



New
How-to-Crochet Afghan Pattern
Just \$5.95
Plus Tote Bag Pattern FREE

Your success is guaranteed!

Order Annie's Complete Kit and get:

- Afghan How-to Pattern Book *plus* Bonus Tote Bag Pattern **FREE!**
- Annie's Video
- Supply of yarn & hook

A \$55.80 value

only \$39.95



Call or send for Annie's Complete Kit — or order individual items if you wish.

Annie's Attic, Inc., #1 Annie Lane - Box 212B, Big Sandy TX 75755

Name _____
Address _____
City/State/Zip _____

Send a FREE Annie's Attic Catalog. REQS0305

Shipping & Handling
Pattern Book . \$1.95 ea.
Video \$2.95 ea.
Yarn \$4.95 ea.
Complete Kit . \$4.95 ea.

Code	Item	Qty	Each	Total
COOP0301	Afghan Pattern Book 743X		\$5.95	
COOP0302	Annie's Video VID1		\$19.95	
COOP0303	Yarn & Hook YN15		\$29.95	
COOP0304	Annie's Complete Kit (Save \$15.90) 743XX		\$39.95	
	Tote Bag Pattern (with pattern purchase)		FREE!	

I enclose full payment, including shipping and handling.
Charge my: VISA MC Discover AmExpress
Card # _____ ExpDate _____

Shipping & Handling
Total


TX residents add 7.75% Sales Tax. Offer valid in US only.

DESIGN A WINNER!

Enter Our Classic Sweater Contest!!

Enter your original knit or crocheted men's, women's, teenager's or children's sweater,

and you could win up to \$500 in our Classic Sweater Design Contest!



Send a sharp, color photograph of your sweater, along with clearly printed or double-spaced typed instructions and the completed entry blank to: WORKBASKET Classic Sweater Contest, 4251 Pennsylvania Avenue, Kansas City, MO 64111. You may enter as many sweater designs as you like. Please write your name, address, and day and evening phone numbers on all photographs and instruction pages. This contest is subject to all local, state and federal laws. Entry constitutes permission to use the winner's name and photograph for promotional purposes. All taxes are the sole responsibility of the winners. Employees of KC Publishing, Inc. and their family members are not eligible. WORKBASKET is not responsible for lost or damaged items. Entry deadline is June 30, 1992.

GRAND PRIZE: \$500

BEST OVERALL DESIGN

KNIT

- 1st Prize - \$250
- 2nd Prize - \$125
- 3rd Prize - \$75
- Four 4th Place Prizes - \$50 each

CROCHET

- 1st Prize - \$250
- 2nd Prize - \$125
- 3rd Prize - \$75
- Four 4th Place Prizes - \$50 each

ENTRY FORM (Please Print)

Name _____

Address _____

City, State, Zip _____

Day Phone _____

Evening Phone _____

Sweater Size (Men's, Women's, Teenager's, Children's) _____

Colors and Amount of Yarn Used _____


Knitting Needle Number _____

Crochet Hook Size _____

Gauge _____

Entries must be original, meaning no portion is copied from another design and has never been published. Contestants must attest to the originality of their designs. Entries will be judged on quality of design, workmanship and uniqueness. All entries must be received by June 30, 1992. Semifinalists will be notified and asked to send completed sweaters to WORKBASKET for final judging. See opposite page for rules and entry form. Winners will be announced in the December/January issue. All winning entries become the exclusive property of WORKBASKET and KC Publishing.


ONCE UPON A TIME



Paper snipping has kept people busy all over the world for hundreds of years. In Germany it's called *Scherenschnitte*, and designs range from very simple to extremely ornate.

You will need a small pair of very sharp, pointed scissors; carbon paper; and paper for cutting.

Trace figures to cutting paper by placing carbon paper (carbon side down) between magazine and cutting paper.



Begin by cutting out the smallest openings. Pierce paper in center of a space to be cut out with one point of scissors. Carefully snip along outlines.

For smoother cutting, hold the hand with the scissors still as you cut, feeding the paper into the scissors with the other hand — turning the paper around, rather than the scissors. Cut the smallest areas out first and the largest ones last.

Don't be upset by small errors. They can often be corrected or left alone without notice. If you accidentally cut off a small piece, it can be glued in place when mounting the finished silhouette. A glue stick is useful for gluing.

Glue cutouts flat for decoupage designs, or secure with small bits of glue so the figures rise slightly from the background to add depth and life. Figures can be mounted on a gift card, note paper or plaque; framed; or used to trim a small box. Use them as border trims, furniture decorations, on vanity boxes and drawers, or as a decoration on almost anything you can think of.

For a catalog with more paper cutting patterns, write to Tree Toys, P.O. Box 492, Hinsdale, IL 60521. ♣

THE MOST CREATIVE JOB IN THE WORLD

It involves taste,
fashion, decorating,
recreation, education,
transportation,
psychology, romance,
cuisine, designing,
literature,
medicine,
handicraft, art,
horticulture,
economics, government,
community relations,
pediatrics, geriatrics,
entertainment,
maintenance,
purchasing,
direct mail,
law, accounting,
religion, energy,
and management.

Anyone who can handle
all those has to be
somebody special.

She is.

She's a homemaker.

—Author Unknown



C R's CRAFTS

1991-1992 DOLL AND BEAR MAKING SUPPLY CATALOG. 84 Pages - 3,000 items - Discount Prices. Patterns, Kits, Materials, Parts and much, much more! Everything to make Bears, Porcelain and Vinyl Dolls. Also accessories! \$2.00 U.S. (\$4.00 Canada, \$7.00 all others, U.S. funds only). C R's CRAFTS, Box 8, Dept. 44, Leland, IA 50453.




YARNS UNLIMITED

Offering the finest natural and blended fibers at FAR BELOW retail cost. Complimentary patterns included with many of our yarns. Call us at (310) 395-3880 or write for FREE catalog: Yarns Unlimited, 828 Pico Blvd., #1, Santa Monica, CA 90405-1325.



PASSAP HOME KNITTING MACHINES

The world's finest home knitting machines & the simplest to learn and use. Swiss Passap Knitting Machines are not only a fun and exciting hobby for creating designer clothes in a matter of hours, but can be a profitable business. For free catalog, visit a dealer near you or call 1-800-PAS-KNIT.



QUILTS AND OTHER COMFORTS

If you like quilts or patchwork, sewing or crafts, or gift items with a country flair, this 36-page, full-color catalog will delight you. It's packed with quilt-lovers' favorite products; includes a free pattern and \$30.00 in coupons. \$2.50 to Q&OC, Box 394-W1, Wheatridge, CO 80034-0394.




HICKORY STICK & COMPANY

Ten pages filled with over 42 craft patterns to choose from for your sewing pleasure. The selection includes: dolls, jump ropes, Christmas decorations and ornaments; home decorations and quilts. Please send \$2.00 to: HICKORY STICK & CO., 326 N. Main, Hannibal, MO 63401, for your wholesale or retail catalog.



DAVIDSONS MUSIC

MUSIC CATALOG! Hundreds of exciting teach yourself music courses in book, cassette, and video. How to play by ear, learn chording, gospel music, country, all styles. For piano, organ, electronic keyboard, guitar. Catalog \$1.00 (refundable). Includes free chord chart showing 84 chords. Davidsons Music, 6727 Metcalf, Shawnee Mission, KS 66204.



Do your heels ache?

Why suffer another day with sore heels (and even heel spur aches) when Cushi-Heel Pillow gives you quick relief while you walk or run? Developed by an athlete, who suffered just as you do, and who couldn't find anything which helped. His U.S. patented (No. 3,984,926) pads are exactly the right shape, density and compression to cushion the weight your heels must bear. Mailmen, housewives, waitresses, sales people, nurses, bartenders, school teachers, people who *must* be on their feet all swear by them. Joggers, tennis, golf, basketball and racquetball players find they can now play in comfort even with heel spur problems. If not satisfied, return within 10 days for full and prompt refund.

Calderon Products, Inc.

117 Fairlawn Plaza Drive, Dept. WT3
P.O. Box 5387, Akron, OH 44334 • (216) 864-8100

- One pair Cushi Heel Pillows \$7.75 p.pd.
- Save! Two pairs for only \$13.50 p.pd.
- Save more! Three pairs for only \$17.95 p.pd.

Fast delivery! Shipped by First Class Mail.

Enclosed: check money order cash
Visa - MasterCard holders (TO ORDER ONLY)

Call Toll Free 1-800-942-4000

24 hrs. a day, 7 days a week.

Ohio residents add 5% sales tax.

Specify shoe size:

Men's shoe size _____ Women's shoe size _____

Name _____

Address _____

City _____

State _____ Zip _____

Blair Products, Inc. Lynchburg, Va. 24506

Retail Value FREE!

Please send me my Money-Making Kit. The entire kit is mine to keep FREE when I send an order within 30 days. As part of Blair's advertising campaign even if I decide not to become a Blair dealer I can keep the \$15 Crystal Heart Ensemble as a FREE Gift. You must be 16 or older.

Name _____ Age _____

Address _____

City _____ State _____ Zip _____

Phone () _____

OFFER GOOD ONLY IN USA. 70-V1-1C

Receive this Genuine Austrian CRYSTAL HEART PENDANT and Matching Earrings absolutely FREE!



As part of our national advertising campaign to show people how to earn \$75-\$100 a week in their spare time, Blair Products is giving away this magnificent jewelry just to prove our point.

The point is simple. Thousands of people have taken advantage of Blair's offer and are now earning \$75-\$100 a week and more in their spare time.

Be your own boss, work when you want to. You'll be able to offer top quality, fully guaranteed products to eager consumers at unbelievable prices. Prices so much lower than store bought. Blair's fine products have been favorites in American homes since 1920 and they practically sell themselves.

No experience is needed, and absolutely no investment is required, NOT ONE PENNY.

We will send you everything you need to get started. We take all the risk, all the gamble, you take the profits. Yes, we're that sure of our products.

You'll receive our proven Money-Making Kit, the very same kit that has helped thousands to start earning money in their spare time. The entire kit—a \$27.50 value—can be yours FREE. As part of our national advertising campaign the \$15 Genuine Austrian Crystal Heart Pendant and Matching Earrings, included in your kit is yours to keep, FREE without obligation even if you decide not to become a Blair dealer.

FAVORITES IN AMERICAN HOMES SINCE 1920




HEARTHSTONE QUILTS

Featuring the highest quality pre-cut quilt kits! Choose from hundreds of combinations of infant to king size kits. Easy-to-sew, each design is "graded" for beginner to expert. 56-page color catalog

package includes a 205 introductory savings plan, 100% cotton fabric swatches and more! Send \$3.00 to: Hearthside Quilts, Dept. 50402, Shelburne, VT 05482-0429.

If you are at least 50 years old you can buy nationally advertised products...at WHOLESALE Prices!

Creative Commons 4.0 NC SA BY FR EE DISTRIBUTION ONLY - NOT FOR SALE



Styrell Markham, President
Age 53

Just look at these products. Did you ever see prices like that? Every one at wholesale through this introductory offer!

And you can buy many other nationally advertised products—also at incredible discounts up to 50% off the regular nationally advertised prices charged by others for similar items. How? Simply join my Club50. It's only open to folks at least 50

years of age. Like me. (Like you?) There's no obligation. You buy only what you want, only when you want it. To join, simply complete the Membership Form below.

Membership is only \$20 for a whole year—but if you join within the next 14 days, you can join for just \$10. So hurry!

WONDROUS WONDER WIPERS™

- Work In Rain, Fog, Snow Sleet, And Hail
- Power-clean Windshield Instantly

Reference Retail Price \$14.95 **only \$1**

MAGI-STEAMER "PRO"

Reference Retail Price \$29.95 **only \$4**

- No Ironing Board Needed
- Wrinkles Disappear In Seconds
- Can't Scorch Or Burn Clothes
- Clothes Never Leave Hangers

AMAZING ROLLING RULER

Reference Retail Price \$12.95 **only \$1**

- Measures as it rolls
- Make straight, parallel, and curved lines, all with the precision of a professional.
- Create tables, graphs, charts

SANDWICH MAKER

Reference Retail Price \$59.95 **only \$9**

- Two Slices Of Bread and Almost Any Filler Makes a Hot Lunch or Fast Snack
- Fast...Convenient
- No Mess, Easy To Clean

INCREDIBLE CUISINE MACHINE™

Reference Retail Price \$49.95 **only \$8**

- Whips Skim Milk Into Delicious 40-Calorie Whipped Toppings

OUR SOLEMN GUARANTEE: All Reference Retail Prices in this ad *guaranteed* to be the *same prices* charged by competitors for similar items nationally advertised by them on TV and in other leading media.

©1992 Club50, 1200 Shames Drive, Westbury, NY 11595

YES, I'm at least 50 and I want to enjoy Club50's wholesale prices. Enclosed is \$20 for my annual membership fee [remember it's only \$10 if you join within next 14 days]. Send me the following items at the wholesale prices below (limit—1 of each item):

ITEM	ITEM #	PRICE	SHIPPING	TOTAL
Wonder Wipers™ (American & European Cars)	C60351	\$ 1	50¢	\$
Wonder Wipers™ (Japanese Cars)	C60352	\$ 1	50¢	\$
Magi-Steamer "PRO"	C62760	\$ 4	\$ 2	\$
Cuisine Machine™ w/3-Piece Blade Set	C60390	\$ 8	\$ 3	\$
Sandwich Maker	C60430	\$ 9	\$ 3.75	\$
Rolling Ruler	C63690	\$ 1	50¢	\$
Club50 Membership	C67390	\$20 (\$10 next 14 Days)		\$ 10.00
Processing Fee				\$ 3.00
Subtotal				\$
NY and CA residents add sales tax				\$
TOTAL				\$

Make checks payable to Club50
Or charge to: VISA MasterCard
(Enter all 13 or 16 card numbers below.)

Card # _____
Card _____
Expire Date (m) _____ (y) _____
Mr/Mrs _____
Ms/Miss _____
Address _____
City/State/Zip _____

MAIL TO: Club50, Dept. 671-174
Hicksville, NY 11802

The Most Beautiful Recordings He's Ever Made!



The Piano Magic of Floyd Cramer

World Famous TV & Recording Star

The magic Floyd Cramer weaves at the keyboard is spellbinding. You've never heard piano music sound so richly inviting...so softly relaxing. No other artist has ever duplicated his irresistible style. Floyd's early fans watched his popularity grow as he played with great performers like Elvis, Roy Orbison and Loretta Lynn. And, soon, his warm, wonderful piano style catapulted him to stardom! Now here is his all-new collection...a 22-song treasury never available before.

His Sensational New TV Offer

In this truly marvelous collection you get two beautiful albums...all new recordings that capture Floyd's special magic like none you've ever heard. Floyd's incomparable touch plays you through the years...from smooth, easy favorites like GEORGIA ON MY MIND, CRAZY and UNCHAINED MELODY to today's most beautiful songs including WIND BENEATH MY WINGS, MEMORY...and 17 more! Every song is richly orchestrated to make these piano recordings among the most beautiful of all time.

SATISFACTION GUARANTEED. If you're not convinced that this will be one of your favorite collections, just return it for a full refund, no questions asked.

THIS COLLECTION IS NOT SOLD IN STORES!

Credit Card Customers Call Toll-Free 1-800-788-2400

24 Hours • Everyday • Ask for Operator 804

Or Mail The Coupon Below Today!

© HEARTLAND MUSIC

NO-RISK ORDER FORM

MAIL TO: HEARTLAND MUSIC • 1341 Ocean Avenue • Box 106 • Dept. 804 • Santa Monica, CA 90401

Please send me **The Piano Magic of Floyd Cramer:**

ONLY \$2.50 SHIPPING AND HANDLING no matter how many collections I order.

Send my collections on:

- 2 Records - Item# HL1148/49 - \$12.98
- 2 Cassettes - Item# HC1148/49 - \$12.98
- 1 CD - Item# HD1148/49 - \$16.98

CHECK or MONEY ORDER. \$ _____

Sorry no C.O.D.'s OR CASH.
Please allow 3-4 weeks delivery.
CA and NY residents add sales tax.

CHARGE IT:

- VISA MASTERCARD AMEX

804

NAME _____

ADDRESS _____ RT or APT _____

CITY _____ STATE _____ ZIP _____


SIGNATURE (REQUIRED FOR CHARGE ORDERS) _____

ACCOUNT NO. _____ EXP. DATE _____

www.antiqnepatternlibrary.org 201.9.05

HEALTH AND BEAUTY

With the days getting longer and the grass getting greener, you're probably itching to get outside, but are you ready to scratch? Summer sports, backyard barbecues and tromps through the woods are fun, but they put you in the right place to acquire an itch. Poison ivy, oak and sumac will cause painful rashes and blisters for as many as 50 million people this summer, and mosquitoes will be out for blood. Here are some tips on how not to scratch.



POISON IVY

Preventing a rash caused by this weed is much easier than curing one. Know what the weed looks like, watch for it and stay away.

Rashes are caused when you come in contact with urushiol, the sap from broken leaves and stems. Should this happen, wash affected skin immediately with mild soap and cool water. Dab with rubbing alcohol to remove sap.

Clothing should be removed with gloves, rinsed in cold water, then laundered separately.

MOSQUITOES

The buzzing and bites of mosquitoes could bring an end to your



backyard barbecue, but you can take preventive measures

to help keep the number of mosquitoes down in your area.

An easy way to reduce the mosquito population is to eliminate standing water. Mosquitoes lay their eggs on still water. Without water, the mosquito is unable to breed.

Look around your yard and get rid of objects that collect water. A few breeding grounds are pets' water dishes, bird baths, wading pools, puddles under the house, plants rooting in water, roof gutters and tire ruts.

REPELLENTS


You can purchase spray repellents, but you may want to detour bugs using natural methods.

- **Garlic**—What isn't it good for? It wards off werewolves, colds, your husband and mosquitoes. Eating garlicky foods proves to help fend off pests, but watch that you don't offend friends.

- **Citronella Oil**—Made from lemon-scented grass native to Java and Sri Lanka, this oil burned in candles adds a special fragrance to the night. You may like the scent, but mosquitoes don't.

- **Pennyroyal Mint**—Fresh pennyroyal rubbed on the skin is an excellent insect repellent, but it could cause a rash. Some people are allergic to it.

- **Basil**—Plant plenty of basil in your garden. It keeps the mosquitoes



Floral Fantasy

SWEATER
Fabulous Multi Colors on Vanilla

TWO FOR \$48.00

Washable Acrylic Knit

WHAT'S NEW... WHAT'S GORGEOUS? It'll be perfect. A dream of a sweater in vanilla creme knit, with flowers blooming in glorious 'living color' across the yoke and down the sleeves. Designed by Darian, **Floral Fantasy** was created to turn heads wherever you go. Team it with a skinny skirt or slacks... So many dazzling possibilities.

CREWEL EMBROIDERY... AN ABSOLUTE SENSATION! Exotic, twining blossoms in multi-hues of purple, magenta, blue, gold, and more. A lovely body-skimming blouson with flattering full sleeves and wide push-up cuffs. Ribbed neckline is set in, with a dressmaker crossover that lies softly at the throat and never binds. Rib-knit at hips always keeps its shape. A quality import in rich acrylic knit. (Good news—It's washable!) Specify Size S(8-10), Med.(12-14), Lg.(16-18), X-Lg., 2X, 3X. **M204578, A \$56.00 value, Now Only \$24.95.**

MONEY-BACK GUARANTEE Return within 30 days for full refund of purchase price, less shipping & handling. Our policy is to process all orders promptly. We charge your credit card only when order is shipped. Shipment guaranteed within 60 days.

SATISFACTION GUARANTEED—MAIL TODAY!

PREMIERE EDITIONS®, Dept. LPM-8733
Hanover, PA 17333-0013

YES. Kindly rush my **CREWEL Embroidered Sweater(s)** (M204578) on money-back guarantee. (How many?)
 Small _____ Med. _____ Lg. _____ X-Lg. _____ 2X _____ 3X _____
 One for only \$24.95 plus \$3.95 shipping & handling.
 TWO for just \$48.00 plus \$4.50 shipping & handling.

Enclosed is \$ _____ (CA & NV residents add sales tax)

CHARGE TO MY: VISA MasterCard
 Discover Card American Express

Acct. No. _____ Exp. Date _____

Print Name _____

Address _____

City _____

State/Zip _____

GET TO THE POINT

Kids want pointed scissors because their cutting performance is



more accurate, and the ones with rounded tips hurt their little hands.

Fiskars surveyed kids in kindergarten, first and second grade to find out what's important in a pair of scissors. Kids should know. After all, they use scissors an average of 20 minutes a day.

The survey also showed that children like scissors

with bright handles. Fiskars has met their needs with **Fiskars for kids — Pointed Tip**. The ambidextrous scissors feature corrosion-resistant, pointed-tip blades, and neon-colored handles provide room for several fingers. The suggested price for the model is \$3.25 and can be found in stores near you.

PRESTO... YOU'RE AN ASTRONAUT



Loved ones become astronauts with "Face It" cross stitch kits. Stitch the character's body, then slide a photo in place for the face.

Characters include cowpoke, police officer, fire fighter, ballerina, farmer/gardener, doctor, nurse, park ranger, forest fire fighter, astronaut, baseball player, football player,

cook/chef, mail carrier, teacher, and 14 uniformed U.S. military officials.

They cover a 5x7-inch area and fit an 8x10-inch frame and mat. Kits include all materials needed except the frame and mat. Available for \$11.50 at local stores or from Pingaree Crafts, P.O. Box 105, Dept. WB, Whiskeytown, CA 96095.

www.antiquepatternlibrary.org 2019.05.95

This coupon expires June 15, 1992

Creative Commons 4.0 NC SA BY FREE DISTRIBUTION ONLY NOT FOR SALE

WHAT'S NEW

QUICK AS A BUNNY

These mini-size bunny cakes look hard to make but are super easy with Wilton's new Mini Bunny Cake Pan. The muffin-style pan bakes six bunnies at once and features molds complete with indentations for a nose, mouth and eyes.

The cake pan is available for \$7.99 in stores where Wilton products are sold. Or order from Wilton, 2240 W. 75th St., Woodridge, IL 60517.



WORKBASKET INFORMATION WORTH WRITING FOR

The companies listed below will send you product and service information upon request. Simply complete the coupon and mail it to the address shown.

- SCHREINER'S GARDENS**
Send for "An Iris Lovers Catalog," 72 pages listing 450 of the newest and best bearded iris, more than 300 pictured in vivid colors. Send \$3.00 (deductible from your first order).
- 1980s WORKBASKET SET**
We've made it easy for you to own an entire decade of The WORKBASKET, the world's largest craft and needlework magazine. Now, for the first time ever, you can get an entire decade of The WORKBASKET in one easy and convenient step. You'll get 10 years — 100 issues in all — for just \$1.00 each (plus shipping and handling). Don't miss out on this once-in-a-lifetime opportunity! Order today!
- BACK ISSUES**
We want to clear the back issues out of our storeroom! Most issues are available from 1970 to the present at a cost of only \$1.25 each (plus shipping and handling). Our supply is limited, so complete your collection today by returning the order form and specifying which issues you want.
- BINDERS**
Prevent lost or tattered issues of your magazine. Protect them with The WORKBASKET binders — each holds 12 magazines comfortably. Available for \$9.95.
- TANDY LEATHER**
NEW 1992 LEATHERCRAFT CATALOG! Largest selection available of genuine garment leathers, suedes and exotics. New patterns, books, instructional videos, kits for belts, handbags, jewelry. Conchos, buckles, beads, paints and more. \$2.00 refunded with first order.
- LARK OF AMERICA**
A manufacturer of mobility products for people who have problems getting around but want to lead active lives. Product line includes the Lark Scooter and the Cushion Lift Chair. FREE brochure.
- ARIZONA MAIL ORDER**
Introducing the Coward Shoe Catalog, specializing in comfort, fashion and value since 1866. Exceptional variety of stylish shoes in a wide range of hard-to-find sizes and widths. Name brands you can rely on for comfort and quality. Also coordinating handbags. Satisfaction guaranteed. FREE.
- U.S. STATE QUILT BLOCKS**
This book by the staff of The WORKBASKET contains all 50 of our well-loved quilt patterns in a single volume. Includes step-by-step instructions and full-size patterns. Just \$5.95.
- UCHIDA FABRIC MARKER**
FREE information. 18 permanent colors with no ironing or prewashing needed. Water-resistant, washable and no mess.
- HOMECRAFT SERVICES**
Aunt Martha's Craft Catalog. Complete listing of hot iron transfer patterns, liquid embroidery tube paint, paint accessories, pre-cut quilt kits and quilt accessories. Patterns for embroidery, cross stitch, wearable arts, home decor, quilting and fabric painting. Send \$3.00 (deductible from your first order).
- FLOWER & GARDEN MAGAZINE**
Get up-to-date information concerning varieties of flowers, shrubs, fruits, vegetables and ornamental trees. Includes how-to information for new gardeners. Six issues available at 50% off newsstand prices, just \$12.95 per year.
- MICRO SERGER USA**
Serging made simple with BIG savings — the MICRO SERGER way! A heavy-duty cutting attachment that allows you to cut, sew, overcast in one easy operation, achieving a professional overlocking and/or overcast sewn finish with a home zigzag sewing machine. FREE catalog.

HOW TO ORDER

- Circle the number on this coupon that corresponds to the item(s) described above that you desire.
- Clearly print your name and address on this coupon in the space provided.
- Total the cost for all priced literature plus \$2.50 to cover postage and handling.
- Clip this coupon and send it with your total remittance to:

The WORKBASKET

Dept. WB05
P.O. Box 5967
Kansas City, MO 64111

(This address for use with this coupon)

Please send me information on the items circled below. I have enclosed \$2.50 for postage and handling.

Name _____

Address _____

City _____ State _____ Zip _____

1. \$3.00	5. \$2.00	9. Free
2. \$100.00	6. Free	10. \$3.00
3. \$1.25	7. Free	11. \$12.95
8. \$5.95	12. \$Free	

Total amount for priced items: _____

Handling: \$2.50

Total Enclosed: _____

WORKBASKET Magazine
April/May 1992
110592

TERMS IN BRIEF

Crochet:

- ch chain
- st stitch
- sp space
- sl st slip stitch
- sc single crochet
- dc double crochet
- hdc half double crochet
(sometimes called a
short double — sdc)
- tr treble crochet
- dtr double treble
crochet
- tr tr treble treble crochet
- rnd round
- lp loop
- inc increase(s)
- dec decrease(s)
- p picot
- yo yarn over

- MC Main Color
- CC Contrasting Color
- bl block stitch
- cl cluster
- pc popcorn stitch

Knit:

- k knit
- p purl
- st stitch
- sp space
- sk skip
- sl slip
- rnd round

- lp loop
- tog together
- yo yarn over
- pssso pass slip stitch over
- inc increase(s)
- dec decrease(s)
- tbl through back loop
- MC Main Color
- CC Contrasting Color

GAUGE

The number of stitches to the inch horizontally and the number of rows to the inch vertically.

WORK EVEN

Continue working the pattern without increasing or decreasing the row length by adding or omitting any stitches.

**UP TO 80% OFF
WALLCOVERINGS
ANY BOOK**

**UP TO 80% OFF
WINDOW BLINDS
ALL MAJOR BRANDS**

- ALL STYLES**
- Verticals
 - Pleated Shades
 - Horizontals
 - Roller Shades
 - Mini-Micro
 - Real Wood
 - Mini Blinds

ALL WALLPAPER
ANY BOOK SEEN ANYWHERE

- All 1st Quality
- Instant Price Quotes
- Free Freight

NO UPS CHARGES

NO SALES TAX (Except MI)
SAME DAY PROCESSING
ALL 1st QUALITY

VISA AND MASTERCARD ACCEPTED
DEAL DIRECT AND SAVE
KNOWN FOR LOWEST PRICES



SHOP AT YOUR LOCAL STORE AND CALL FOR PRICE

1 800-521-0650

POST WALLCOVERING DISTRIBUTORS, INC.

HOURS: MON.-FRI. 9-8:00 SAT. 9-6:00 E.S.T.
FOR YOUR CONVENIENCE - FAX 313 338-7943

www.antiquestampandpaper.com

Genuine Lead Crystal

Grandfather Clock

Inspired by clocks
selling for up to

~~\$89.95~~

ONLY \$19.95


- Deep cut heavy 8% lead crystal
- Brushed silver-tone face
- Accurate swinging pendulum quartz movement

Love the look of high-priced Grandfather Clocks—but hate their sky-high prices? Then “Steal” ours for only \$19.95!

Don't pay \$89.95! We're giving away our genuine lead crystal Grandfather Clock for just \$19.95—guaranteed—if you're among the first 10,000 who respond by July 25.

- Deep-cut, heavy 8% lead crystal.
- Authentic swinging pendulum.
- Accurate quartz movement operates on one AA battery (battery not included).
- Stands over 9" high.
- Classic Roman numerals.
- Nostalgic “Black Forest” design.
- A very special family “heirloom”—to be treasured from one generation to the next!

SORRY—limited per address at this price. We reserve the right to extend time and quantity guarantees. **Hurry!**



Full 1-year money-back guarantee Allow up to 6-8 weeks for shipment.

YES! Rush my Grandfather Clock for only \$19.95

SAVE! → 2 for \$36

Add \$4.95 shpg. and hdg. for each clock ordered.
NY, CA add sales tax. Total enclosed \$ _____

Make check out to RBM Ltd.

Or charge my VISA MASTERCARD
(Enter all 13 or 16 numbers below.)

Card # _____

Exp. Date (Mo) _____ (Yr) _____ (R67710) (R67720-01)

Mr/Mrs/Miss/Ms _____

Address _____

City/State/Zip _____

**MAIL RBM Ltd., Grandfather Clock, Dept. 671-175
TO: Box 1723, Hicksville, NY 11802**

©1992 RBM Ltd., 1200 Shames Drive, Westbury, NY 11590

Lights 120's: Regular: 12 mg. "tar," 1.0 mg. nicotine, Menthol
11 mg. "tar," 1.0 mg. nicotine, **Ultra Lights 120's:** 5 mg.
"tar," 0.5 mg. nicotine, av. per cigarette by FTC Method.

you are here.

© 1992 Eve Holdings, Inc.

Made with gently steamed
tobacco for a uniquely rich taste.
It's not just a cigarette.

It's a few minutes of your own.

**SURGEON GENERAL'S WARNING: Cigarette
Smoke Contains Carbon Monoxide.**

www.antiquenpatternlibrary.org 201.9.05

